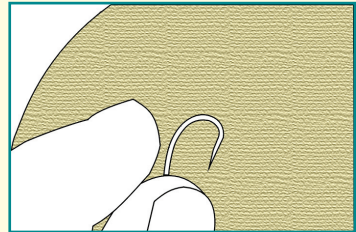
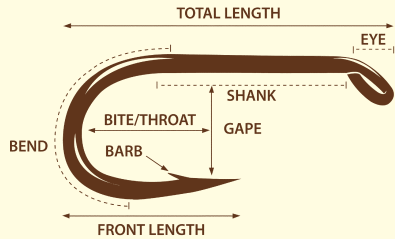
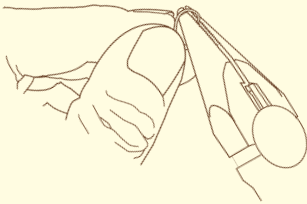


How to Make a Hook Barbless



To make a hook barbless, grip the shank and pinch the barb with a pair of smooth-jawed, needlenose pliers.



Crimped completely, the hook is smooth and will not snag when passed through cloth.

Catch-and-release Pointers

- Use bronze hooks whenever possible. If the fish swallows the hook, cut the leader instead of trying to remove it. Bronze dissolves more rapidly than steel or shiny gold hooks.
- If possible, avoid touching the fish with your hands. Skin contains salts and oils that may destroy the fish's protective slime coat. If you must hold the fish, wet your hands before attempting to land it.
- Use nets made of soft materials such as cotton or soft nylon and wet the netting before landing your fish.
- Keep the fish out of the water only long enough to remove the hook and take a photo.
- Fish can run out of energy while being caught. When releasing the fish, hold it in the water to stimulate its gills. Allow the fish to swim away on its own.