

# **2008 Duck Hunters Survey**

## **Arkansas Game & Fish Commission**

**April 2008**

**by**

**Survey Research Center  
Institute of Government  
University of Arkansas at Little Rock  
2801 South University Avenue  
Little Rock, Arkansas 72204  
501.569.8561**

# 2008 Duck Hunters Survey

UALR/IOG Survey Research Center

April 2008

## Introduction

The UALR Institute of Government Survey Research Center (SRC) conducted a telephone survey at the request of and funded by the Arkansas Game and Fish Commission. The purpose of the survey is to assess the attitudes of 2007/08 Arkansas duck stamp holders regarding their hunting experience in the last hunting season, the current hunting environment, and rules and regulations regarding duck hunting.

Respondents' names and phone numbers were randomly selected from a AGFC database of all licensed hunters, 18 years of age or older, with a duck stamp for the 2007/08 season. For those records without a phone number, phone numbers were appended from a phone match provided by Marketing Systems Group. The survey was conducted between February 12 and March 11, 2008. A total of 963 interviews were conducted with in a 60 percent response rate and an 87 percent cooperation rate. With this number of completed interviews, one can say with 95 percent confidence that the margin of sampling error is  $\pm 5$  percentage points.

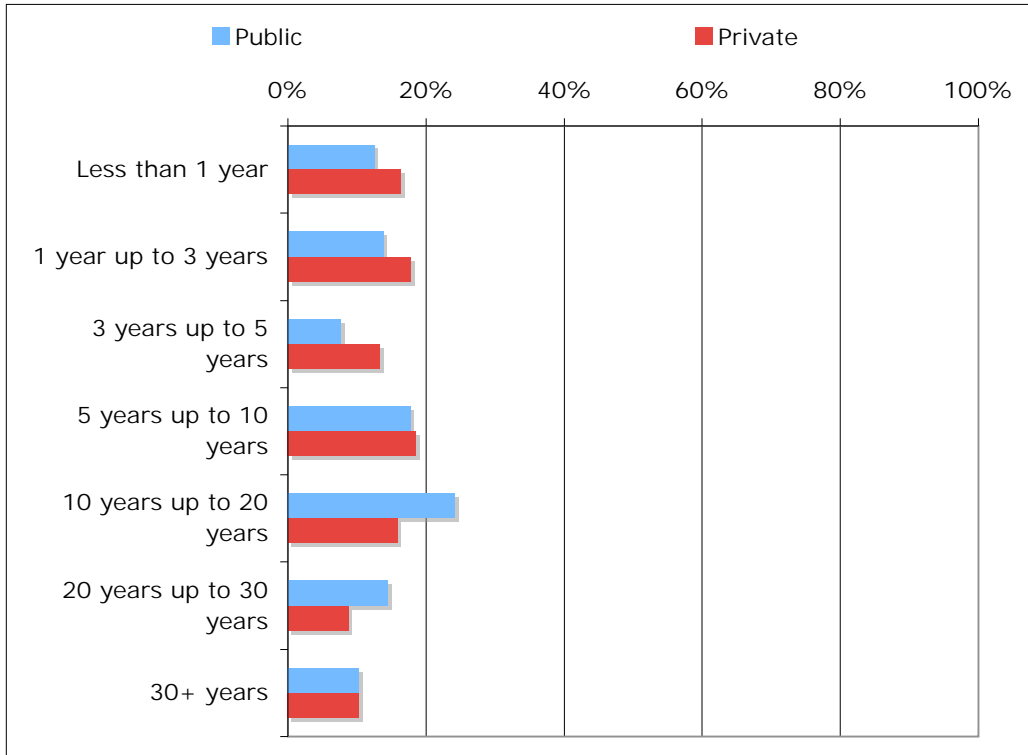
After data collection, the respondents were stratified into two groups based upon the type of land on which they primarily hunted. A total of 410 interviews were conducted with public land hunters and 538 interviews with private land hunters. An additional analysis was conducted using a stratification based on residency. A total of 483 hunters were identified as non-Arkansas residents and 480 Arkansas resident hunters.

## List Of Questions

Years Hunted in Arkansas	Sheet	1	Overcrowding on WMA's	Sheet	24
Days Hunted in 2007-2008 Season	Sheet	2	Opinion of Limiting Hunters on WMA's	Sheet	25
2007-2008 Season Quality Rating	Sheet	3	Opinion of Limiting Non-Resident Hunters on WMA's	Sheet	26
Satisfaction with Days Hunted	Sheet	4	Opinion of Limiting Resident Hunters on WMA's	Sheet	27
Satisfaction with Ducks Seen	Sheet	5	Preferred Week for Hunting	Sheet	28
Satisfaction with Shots Taken	Sheet	6	Greentree Reservoir	Sheet	29
Satisfaction with Ducks Harvested	Sheet	7	Public Hunting Location	Sheet	30
Comparative Satisfaction with Ducks Hunted	Sheet	8	Opinion of Morning Hunting Restriction on Public Land	Sheet	31
Comparative Satisfaction with Ducks Seen	Sheet	9	Preferred Week for a 60 Day Season	Sheet	32
Comparative Satisfaction with Shots Taken	Sheet	10	Preferred Week for a 45 Day Season	Sheet	33
Comparative Satisfaction with Ducks Harvested	Sheet	11	Preferred Week for a 30 Day Season	Sheet	34
Daily Limit of Ducks Harvested	Sheet	12	Participation in Youth Duck Hunt	Sheet	35
Daily Duck Limit Compared to Past Seasons	Sheet	13	Kids Taken Hunting in Youth Duck Hunt	Sheet	36
Satisfaction with 3-Segment 2-Split Season	Sheet	14	Overall Rating of AR Game & Fish	Sheet	37
Awareness of Waterfowl Season Framework	Sheet	15	Waterfowl Conservation Organization	Sheet	38
Opinion of Mallard Hen Limitation	Sheet	16	Computer Usage	Sheet	39
Opinion of Spinning-Winged Decoy Ban	Sheet	17	E-mail Usage	Sheet	40
Hunting on Public or Private Land	Sheet	18	Visited AR Game & Fish Website	Sheet	41
Public Hunting Location	Sheet	19	Interest in Waterfowl Information Network	Sheet	42
Private Hunting Location	Sheet	20	Age	Sheet	43
County Hunted in Most Often	Sheet	21	Gender	Sheet	44
Ever Hunted on a WMA in 2005-2008	Sheet	22	Income	Sheet	45
WMA Most Frequented	Sheet	23			

## Years Hunted in Arkansas

*How many years have you hunted ducks in Arkansas?*

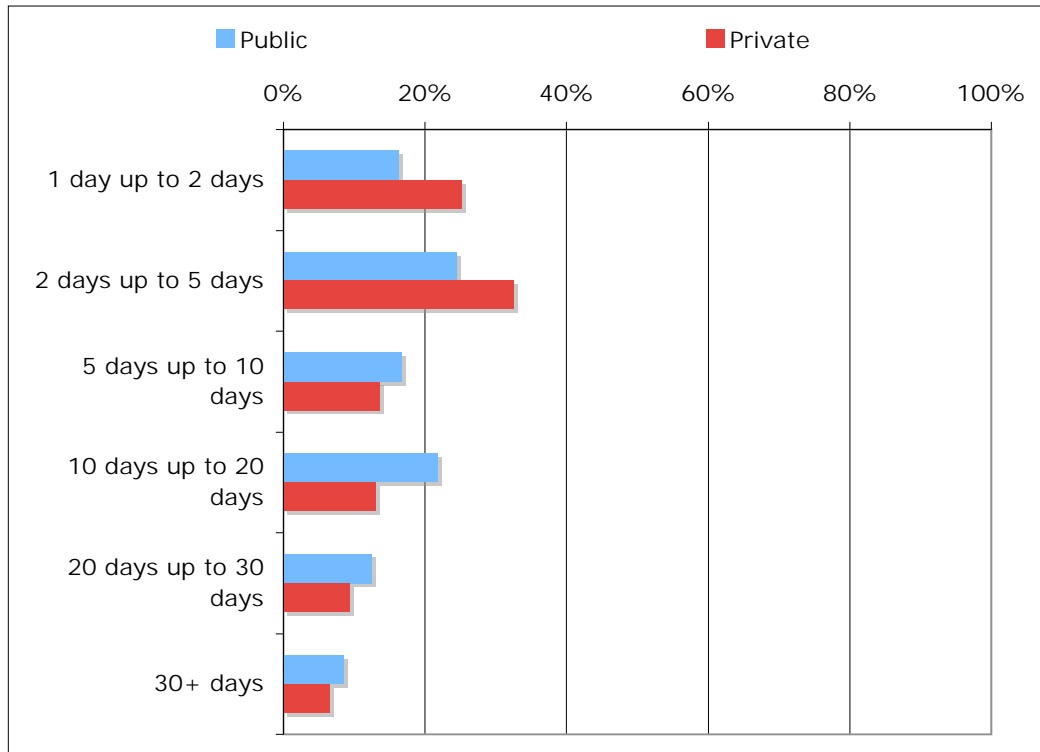


	N=480	N=483
	<b>In State</b>	<b>Out of State</b>
Less than 1 year (1st time in 07-08)	4%	26%
More than 1 year up to 3 years	10%	22%
More than 3 years up to 5 years	9%	13%
More than 5 years up to 10 years	17%	19%
More than 10 years up to 20 years	26%	13%
More than 20 years up to 30 years	18%	4%
More than 30 years	17%	4%
Don't Know/Refused		0%
<b>Total</b>	<b>100%</b>	<b>100%</b>

	N=410	N=538
	<b>Public</b>	<b>Private</b>
Less than 1 year	12%	16%
1 year up to 3 years	14%	18%
3 years up to 5 years	8%	13%
5 years up to 10 years	18%	18%
10 years up to 20 years	24%	16%
20 years up to 30 years	14%	9%
30+ years	10%	10%
Don't Know/Refused	0%	0%
<b>Total</b>	<b>100%</b>	<b>100%</b>

## Days Hunted in 2007-2008 Season

Approximately how many days did you hunt ducks in Arkansas in 2007-2008 season?

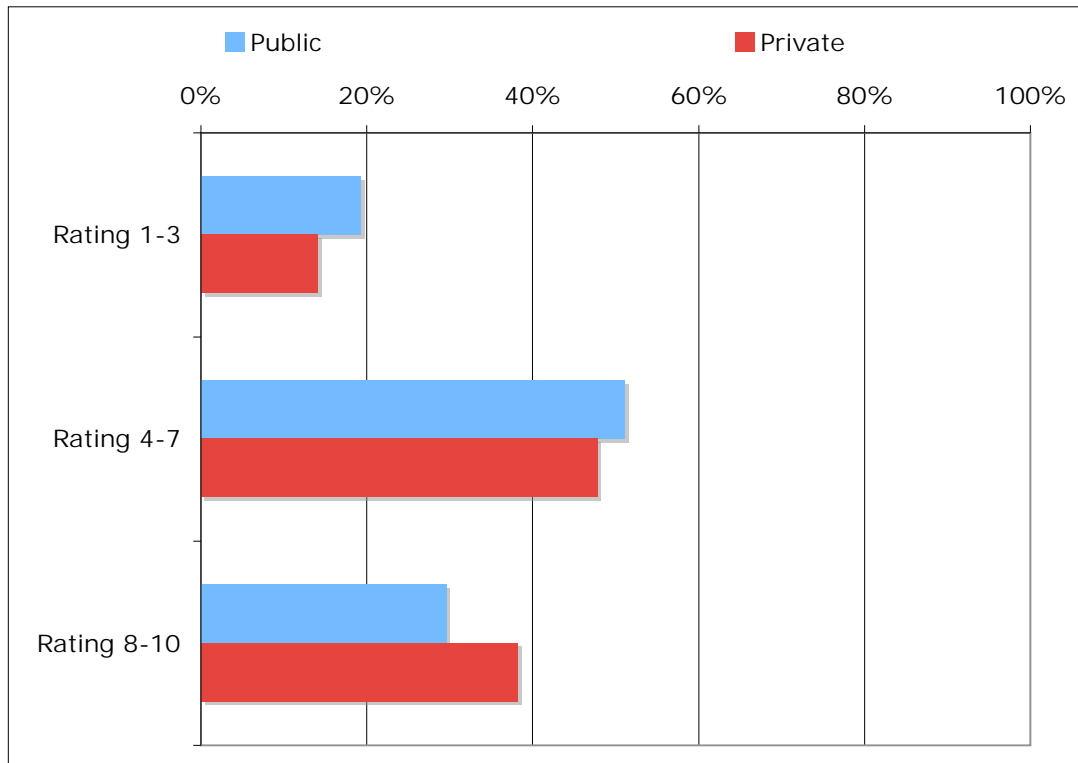


	N=480		N=483	
	In State	Out of State	In State	Out of State
More than 1 day up to 2 days	14%	29%		
More than 2 days up to 5 days	15%	42%		
More than 5 days up to 10 days	15%	15%		
More than 10 days up to 20 days	26%	8%		
More than 20 days up to 30 days	17%	4%		
More than 30 days	0%	0%		
Don't Know/Refused	13%	2%		
Total	100%	100%		

	N=410		N=538	
	Public	Private	Public	Private
1 day up to 2 days	16%	25%		
2 days up to 5 days	24%	33%		
5 days up to 10 days	17%	14%		
10 days up to 20 days	22%	13%		
20 days up to 30 days	12%	9%		
30+ days	9%	7%		
Don't Know/Refused	0%	0%		
Total	100%	100%		

## 2007-2008 Season Quality Rating

*On a scale of 1 to 10 with 1 being Poor and 10 being Excellent, how would you rate the overall quality of your duck hunting experience in Arkansas during the 2007-2008 season?*

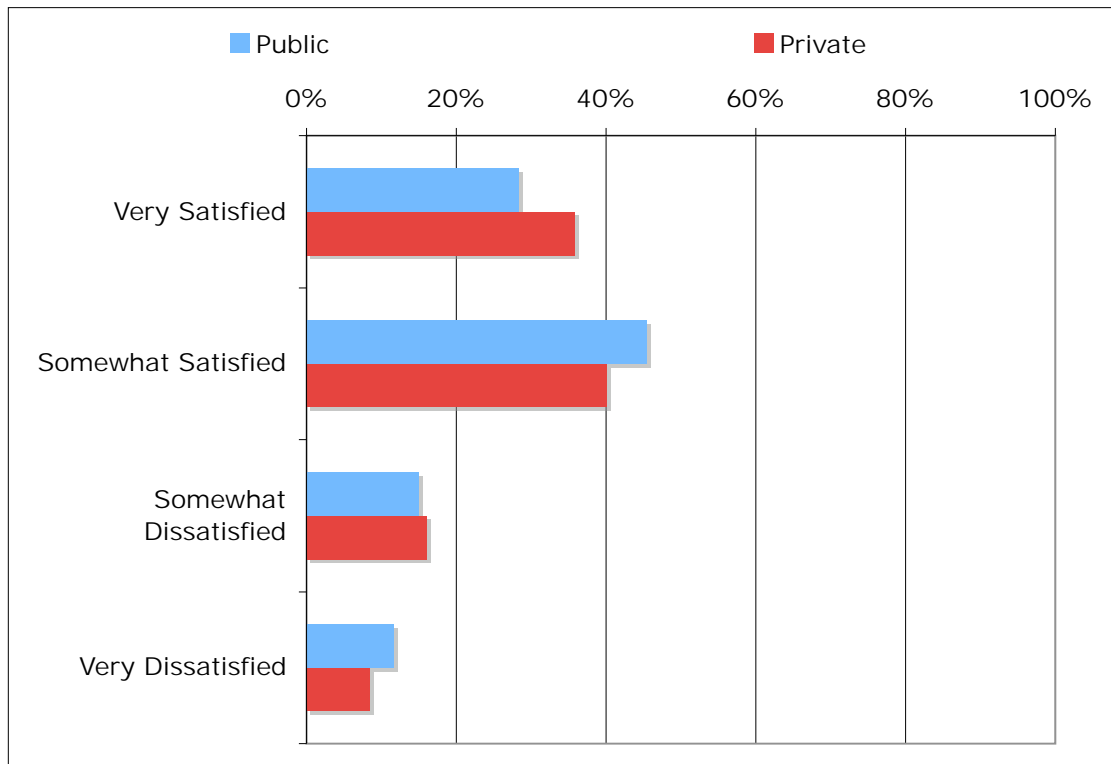


	N=480	N=483
	In State	Out of State
Rating 1-3	22%	11%
Rating 4-7	56%	42%
Rating 8-10	22%	47%
Don't Know/Refused	0%	1%
Total	100%	100%

	N=410	N=538
	Public	Private
Rating 1-3	19%	14%
Rating 4-7	51%	48%
Rating 8-10	30%	38%
Don't Know/Refused	0%	0%
Total	100%	100%

## Satisfaction with Days Hunted

*How satisfied were you with the following for the 2007-2008 duck season?  
[How about . . .] Number of days you hunted*

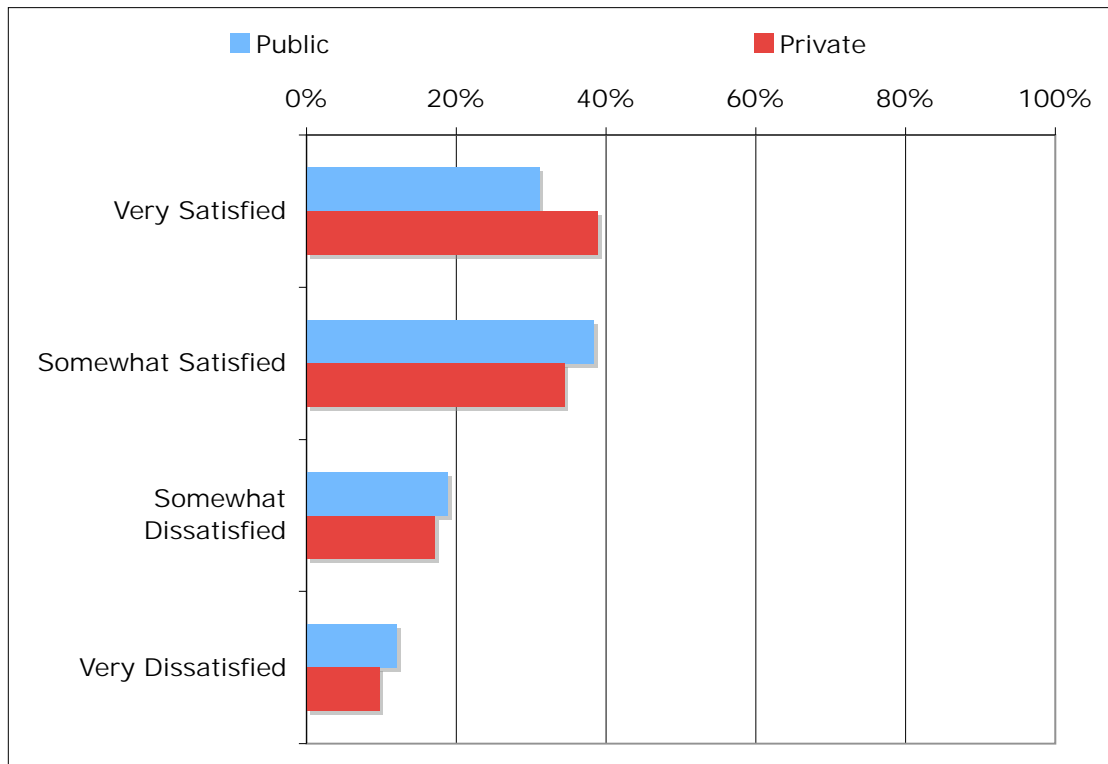


	N=480	N=483
	<b>In State</b>	<b>Out of State</b>
Very Satisfied	23%	41%
Somewhat Satisfied	46%	39%
Somewhat Dissatisfied	19%	12%
Very Dissatisfied	12%	8%
Don't Know/Refused	0%	0%
Total	100%	100%

	N=410	N=538
	<b>Public</b>	<b>Private</b>
Very Satisfied	28%	36%
Somewhat Satisfied	45%	40%
Somewhat Dissatisfied	15%	16%
Very Dissatisfied	12%	8%
Don't Know/Refused	0%	0%
Total	100%	100%

## Satisfaction with Ducks Seen

*How satisfied were you with the following for the 2007-2008 duck season?  
[How about . . .] Number of ducks you saw*



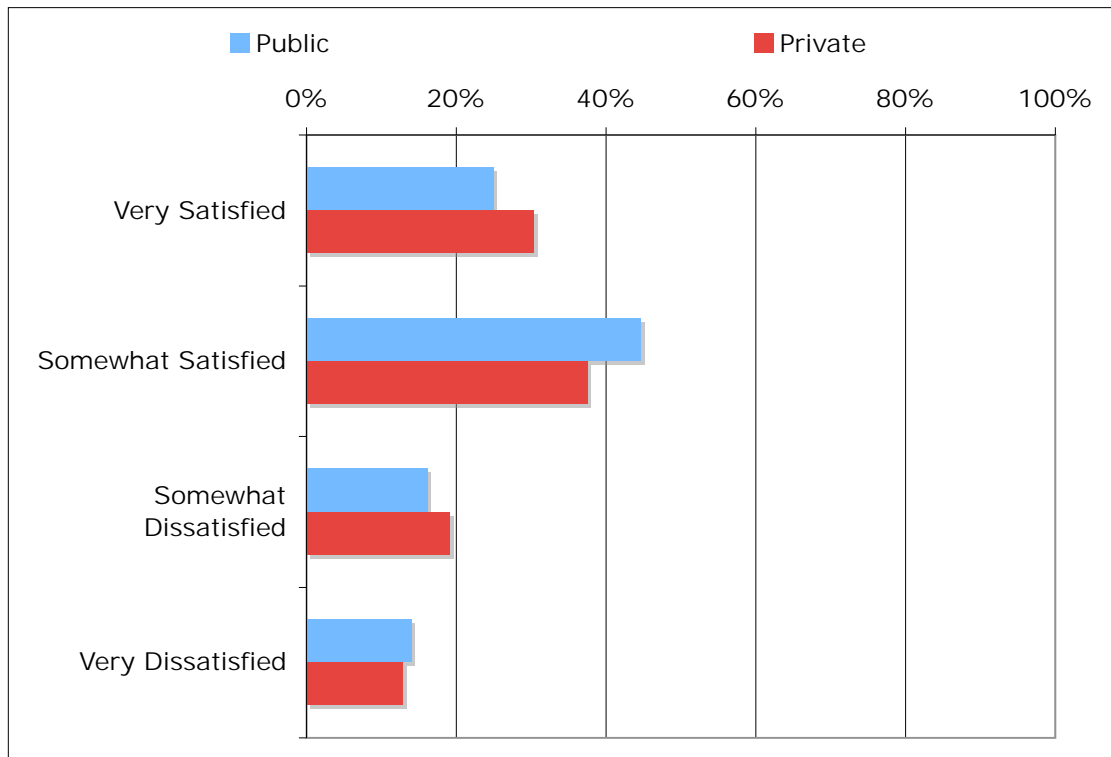
	N=480	N=483
	<b>In State</b>	<b>Out of State</b>
Very Satisfied	26%	46%
Somewhat Satisfied	39%	33%
Somewhat Dissatisfied	20%	16%
Very Dissatisfied	15%	6%
Don't Know/Refused	1%	0%
Total	100%	100%

	N=410	N=538
	<b>Public</b>	<b>Private</b>
Very Satisfied	31%	39%
Somewhat Satisfied	38%	34%
Somewhat Dissatisfied	19%	17%
Very Dissatisfied	12%	10%
Don't Know/Refused	0%	0%
Total	100%	100%



## Satisfaction with Shots Taken

*How satisfied were you with the following for the 2007-2008 duck season?  
[How about . . .] Number of shots you took*

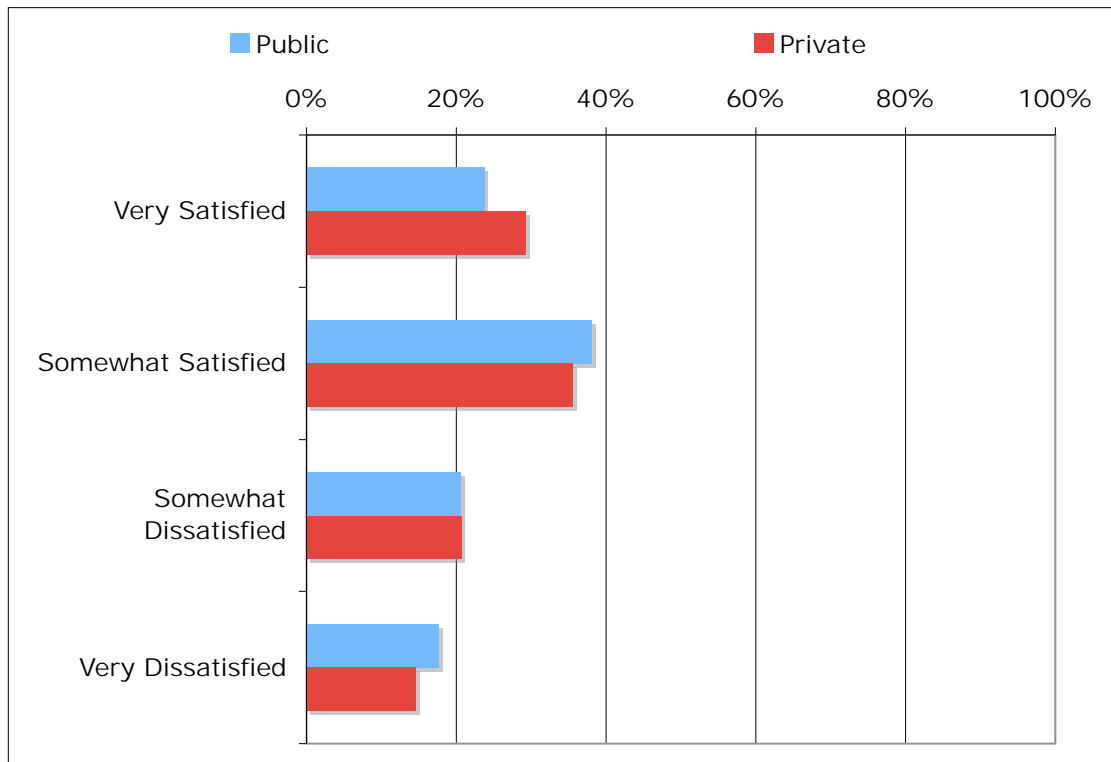


	N=480	N=483
	<b>In State</b>	<b>Out of State</b>
Very Satisfied	24%	32%
Somewhat Satisfied	41%	39%
Somewhat Dissatisfied	18%	18%
Very Dissatisfied	16%	11%
Don't Know/Refused	1%	0%
Total	100%	100%

	N=410	N=538
	<b>Public</b>	<b>Private</b>
Very Satisfied	25%	30%
Somewhat Satisfied	45%	37%
Somewhat Dissatisfied	16%	19%
Very Dissatisfied	14%	13%
Don't Know/Refused	1%	0%
Total	100%	100%

## Satisfaction with Ducks Harvested

*How satisfied were you with the following for the 2007-2008 duck season?  
[How about . . .] Number of ducks you harvested*

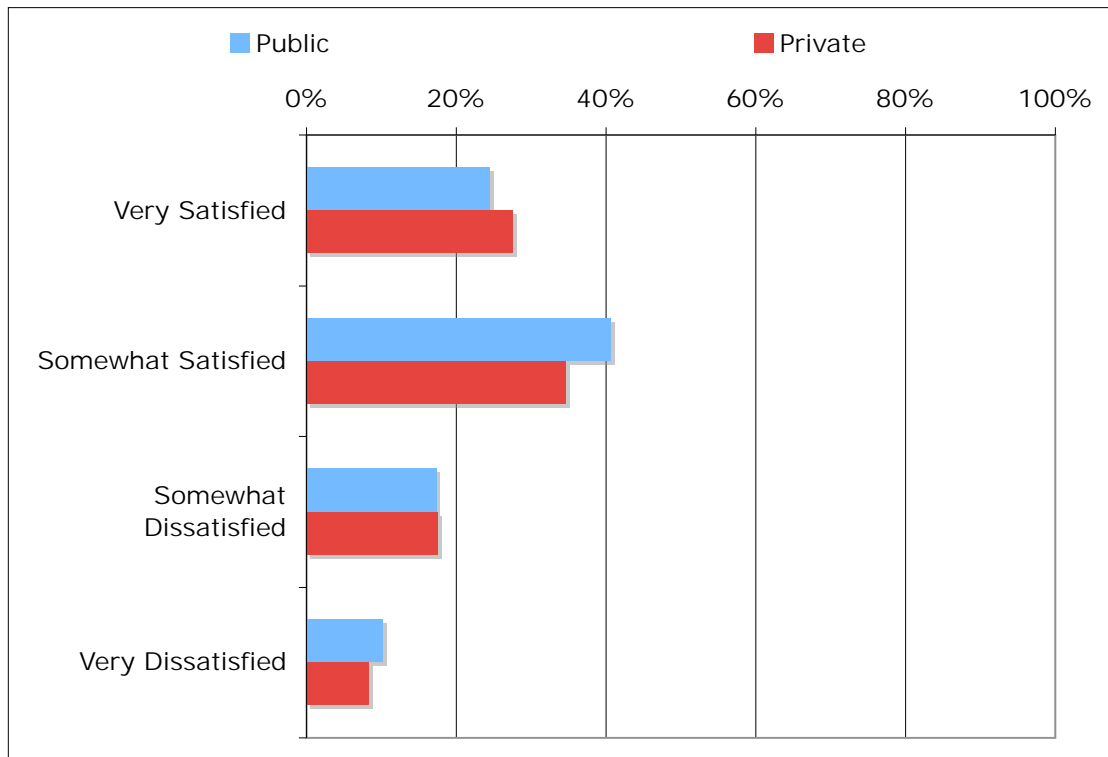


	N=480	N=483
	<b>In State</b>	<b>Out of State</b>
Very Satisfied	21%	33%
Somewhat Satisfied	37%	36%
Somewhat Dissatisfied	22%	19%
Very Dissatisfied	20%	12%
Don't Know/Refused	1%	0%
Total	100%	100%

	N=410	N=538
	<b>Public</b>	<b>Private</b>
Very Satisfied	24%	29%
Somewhat Satisfied	38%	36%
Somewhat Dissatisfied	21%	21%
Very Dissatisfied	18%	15%
Don't Know/Refused	0%	0%
Total	100%	100%

## Comparative Satisfaction with Ducks Hunted

*Compared with the last two seasons, how satisfied were you with the 2007-2008 duck season with regard to the . . . Number of days you hunted*

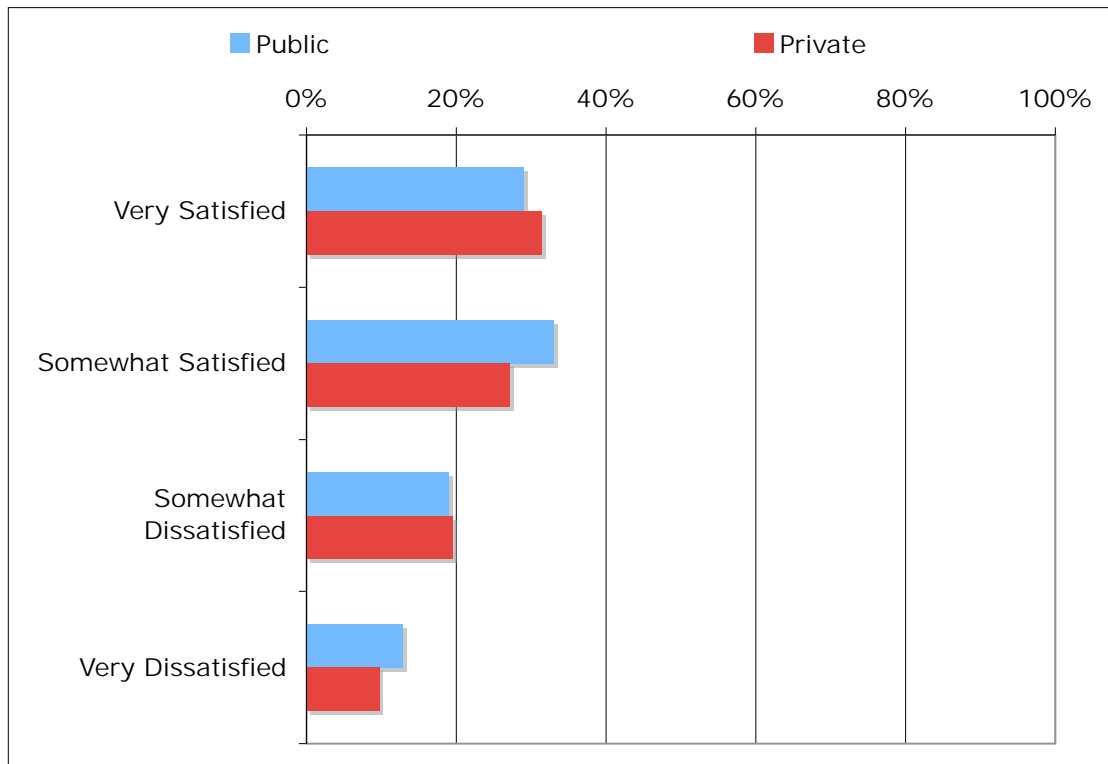


	N=480	N=483
	<b>In State</b>	<b>Out of State</b>
Very Satisfied	25%	28%
Somewhat Satisfied	40%	34%
Somewhat Dissatisfied	18%	16%
Very Dissatisfied	12%	6%
Don't Know/Refused	5%	16%
Total	100%	100%

	N=410	N=538
	<b>Public</b>	<b>Private</b>
Very Satisfied	24%	28%
Somewhat Satisfied	41%	35%
Somewhat Dissatisfied	17%	18%
Very Dissatisfied	10%	8%
Don't Know/Refused	7%	12%
Total	100%	100%

## Comparative Satisfaction with Ducks Seen

*Compared with the last two seasons, how satisfied were you with the 2007-2008 duck season with regard to the . . . Number of ducks you saw*

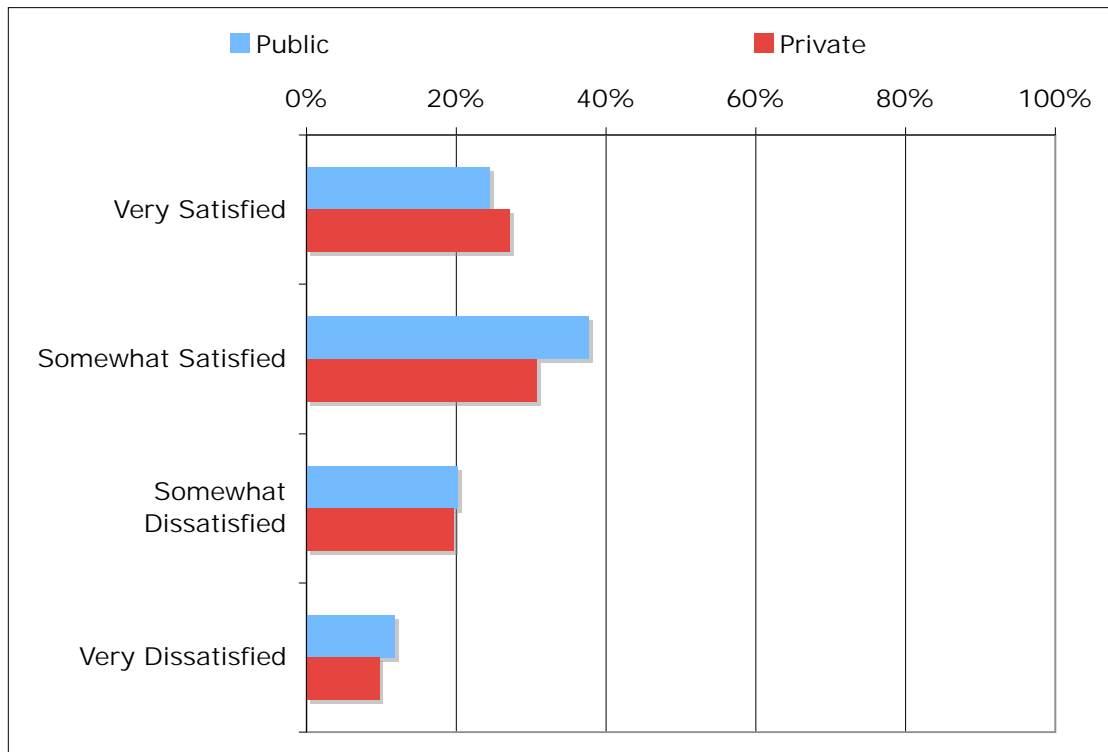


	N=480	N=483
	<b>In State</b>	<b>Out of State</b>
Very Satisfied	29%	31%
Somewhat Satisfied	31%	28%
Somewhat Dissatisfied	22%	16%
Very Dissatisfied	13%	9%
Don't Know/Refused	5%	16%
Total	100%	100%

	N=410	N=538
	<b>Public</b>	<b>Private</b>
Very Satisfied	29%	31%
Somewhat Satisfied	33%	27%
Somewhat Dissatisfied	19%	20%
Very Dissatisfied	13%	10%
Don't Know/Refused	6%	12%
Total	100%	100%

## Comparative Satisfaction with Shots Taken

*Compared with the last two seasons, how satisfied were you with the 2007-2008 duck season with regard to the . . . Number of shots you took*

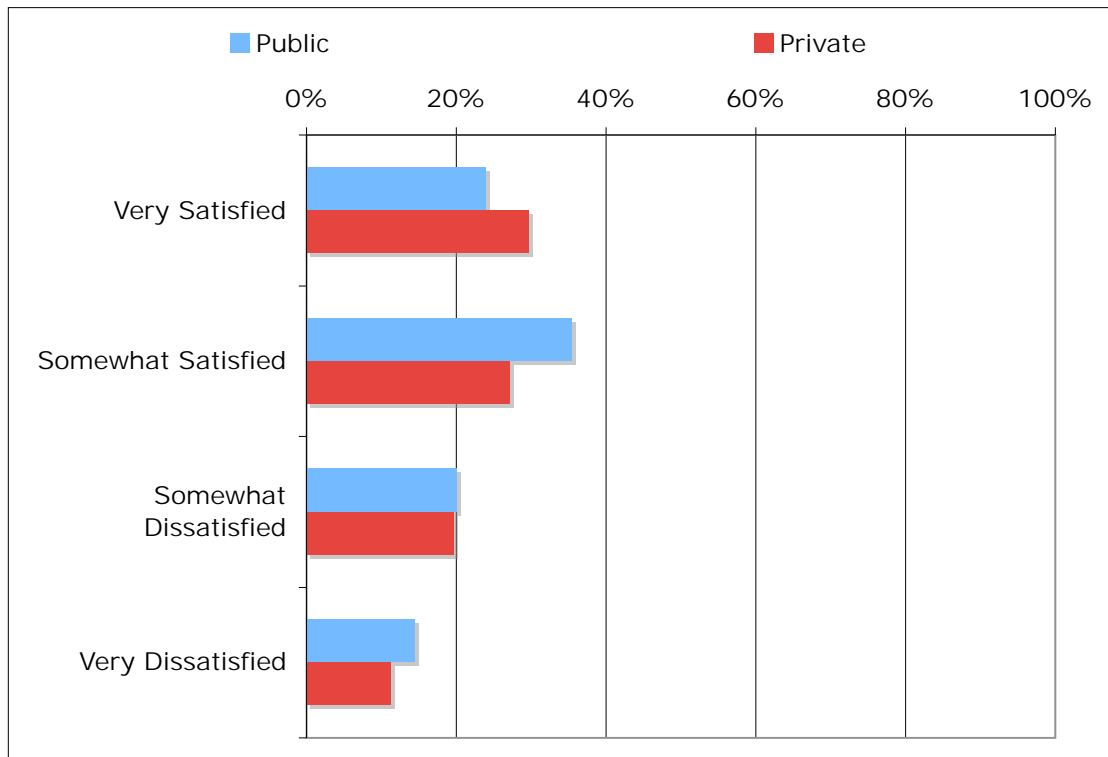


	N=480	N=483
	<b>In State</b>	<b>Out of State</b>
Very Satisfied	23%	28%
Somewhat Satisfied	38%	29%
Somewhat Dissatisfied	22%	18%
Very Dissatisfied	12%	9%
Don't Know/Refused	5%	16%
Total	100%	100%

	N=410	N=538
	<b>Public</b>	<b>Private</b>
Very Satisfied	24%	27%
Somewhat Satisfied	38%	31%
Somewhat Dissatisfied	20%	20%
Very Dissatisfied	12%	10%
Don't Know/Refused	6%	12%
Total	100%	99%

## Comparative Satisfaction with Ducks Harvested

*Compared with the last two seasons, how satisfied were you with the 2007-2008 duck season with regard to the . . . Number of ducks you harvested*

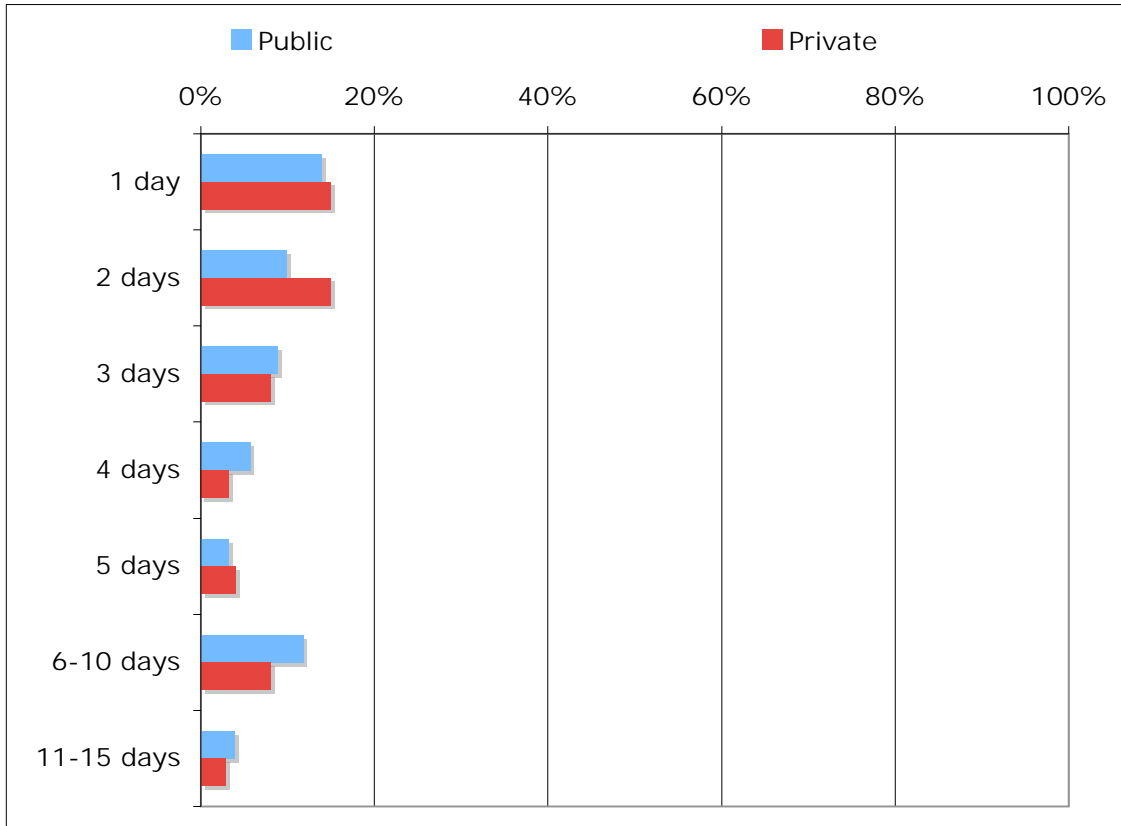


	N=480	N=483
	<b>In State</b>	<b>Out of State</b>
Very Satisfied	25%	29%
Somewhat Satisfied	34%	27%
Somewhat Dissatisfied	20%	19%
Very Dissatisfied	15%	10%
Don't Know/Refused	5%	16%
Total	100%	100%

	N=410	N=538
	<b>Public</b>	<b>Private</b>
Very Satisfied	24%	30%
Somewhat Satisfied	35%	27%
Somewhat Dissatisfied	20%	20%
Very Dissatisfied	14%	11%
Don't Know/Refused	6%	12%
Total	100%	100%

## Daily Limit of Ducks Harvested

How many days did you harvest your daily limit of ducks during the 2007-2008 season?

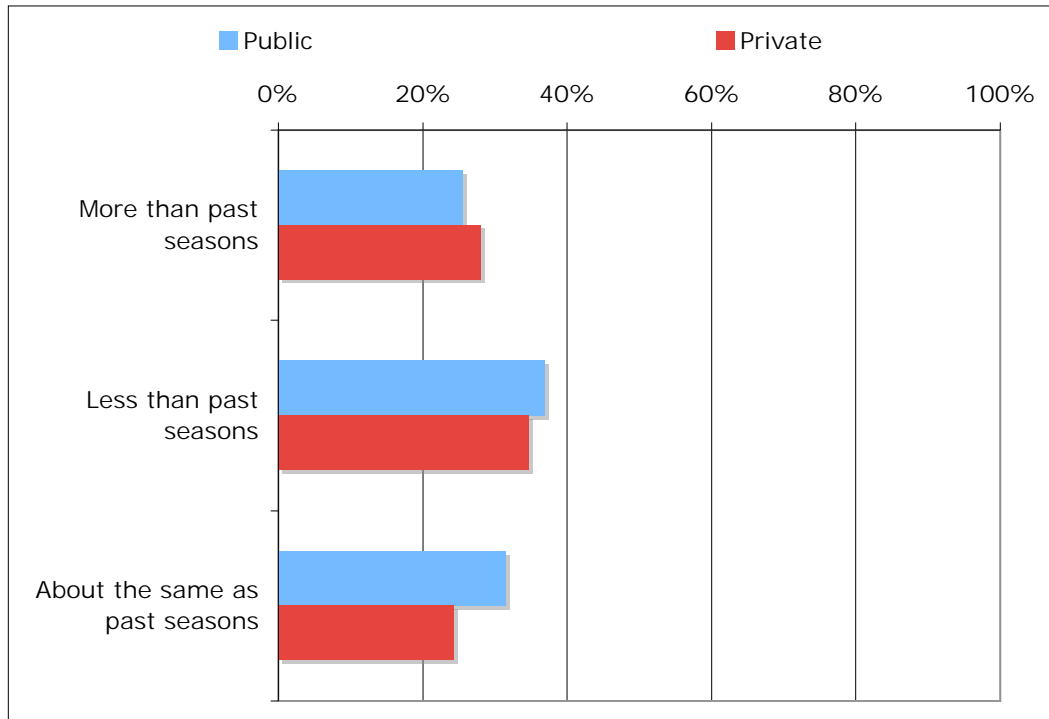


	N=480	N=483
	In State	Out of State
0 day	35%	41%
1 day	12%	17%
2 days	10%	15%
3 days	7%	10%
4 days	5%	4%
5 days	4%	3%
6-10 days	13%	6%
11-15 days	5%	1%
16 days or more	8%	2%
Don't Know/Refused	1%	1%
Total	100%	100%

	N=410	N=538
	Public	Private
0 day	37%	40%
1 day	14%	15%
2 days	10%	15%
3 days	9%	8%
4 days	6%	3%
5 days	3%	4%
6-10 days	12%	8%
11-15 days	4%	3%
16 days or more	6%	5%
Don't Know/Refused	1%	0%
Total	100%	100%

## Daily Duck Limit Compared to Past Seasons

*Compared with the last two seasons, how did your 2007-2008 season compare with regard to the number of days you harvested your daily limit of ducks?*



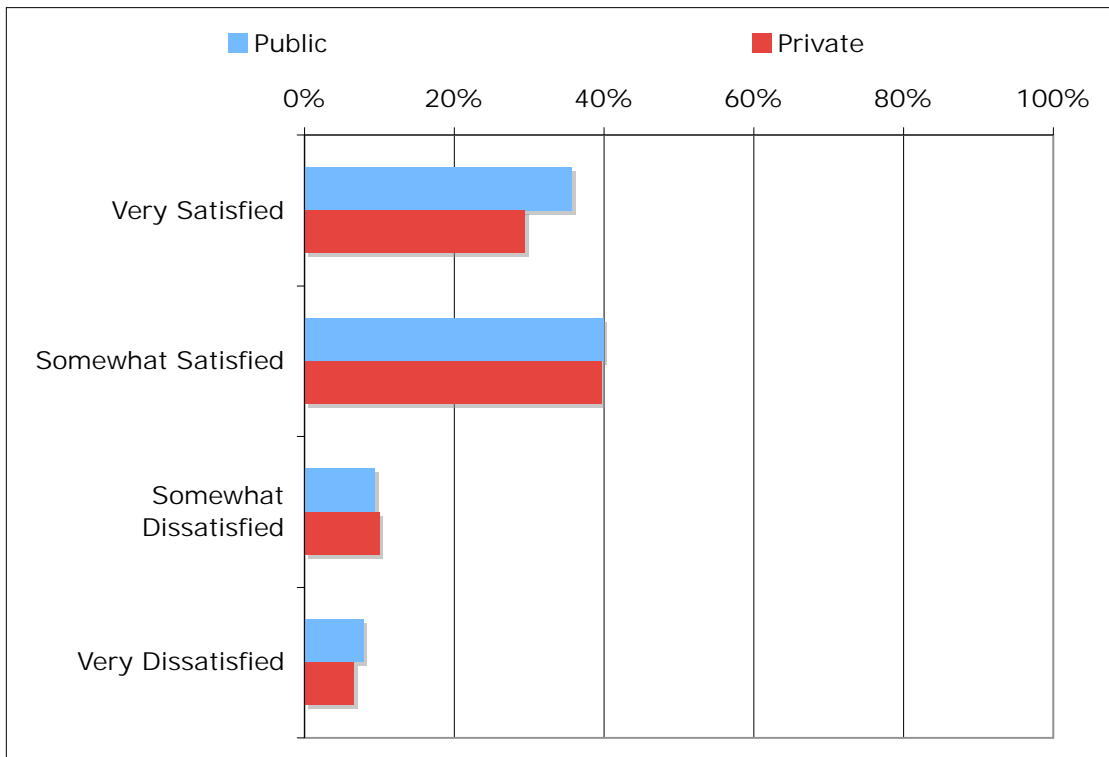
	N=480 <b>In State</b>	N=483 <b>Out of State</b>
More than past seasons	29%	24%
Less than past seasons	39%	31%
About the same as past seasons	27%	27%
Don't Know/Refused	5%	18%
Total	100%	100%

	N=410 <b>Public</b>	N=538 <b>Private</b>
More than past seasons	25%	28%
Less than past seasons	37%	35%
About the same as past seasons	32%	24%
Don't Know/Refused	7%	13%
Total	101%	100%



## Satisfaction with 3-Segment 2-Split Season

*The past two duck seasons have had a 3-segment 2-split season. Have you been satisfied or dissatisfied with 3-segment 2-split season?*

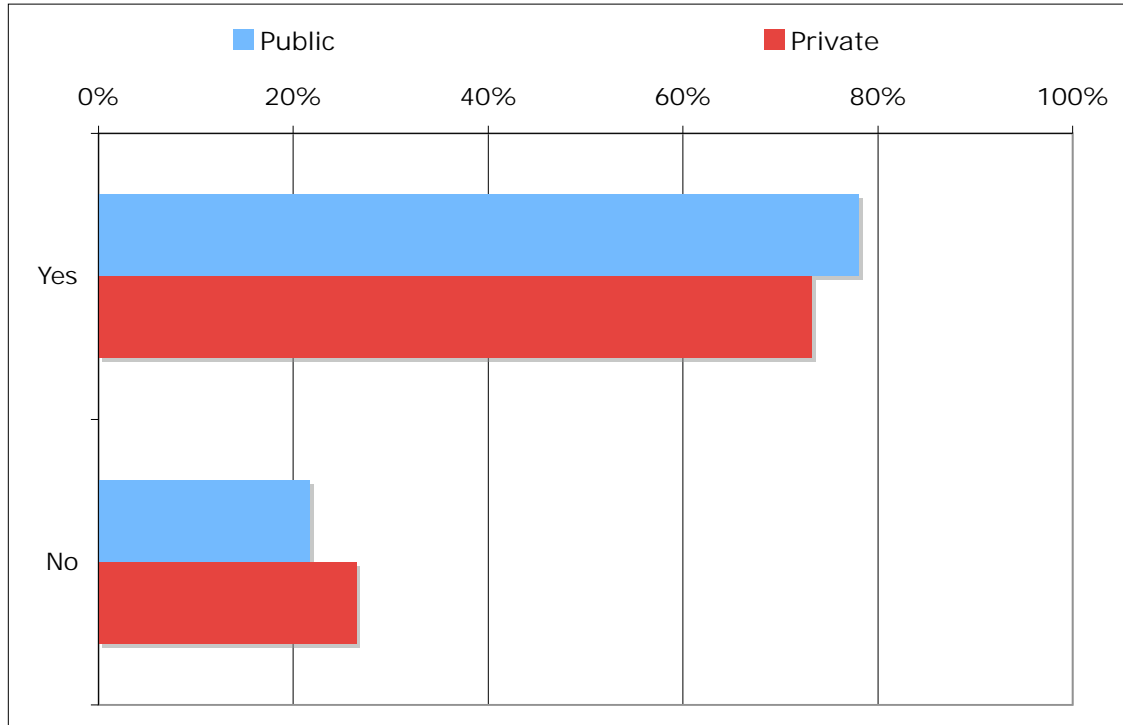


	N=480	N=483
	<b>In State</b>	<b>Out of State</b>
Very Satisfied	34%	29%
Somewhat Satisfied	40%	38%
Somewhat Dissatisfied	12%	8%
Very Dissatisfied	10%	4%
Don't Know/Refused	4%	21%
Total	100%	100%

	N=410	N=538
	<b>Public</b>	<b>Private</b>
Very Satisfied	36%	29%
Somewhat Satisfied	40%	40%
Somewhat Dissatisfied	9%	10%
Very Dissatisfied	8%	7%
Don't Know/Refused	7%	15%
Total	100%	100%

## Awareness of Waterfowl Season Framework

*Are you aware that the U.S. Fish and Wildlife Service sets the waterfowl season framework for Arkansas? This framework includes such regulations as the latest possible ending date, the maximum number of hunting days and bag limits.*

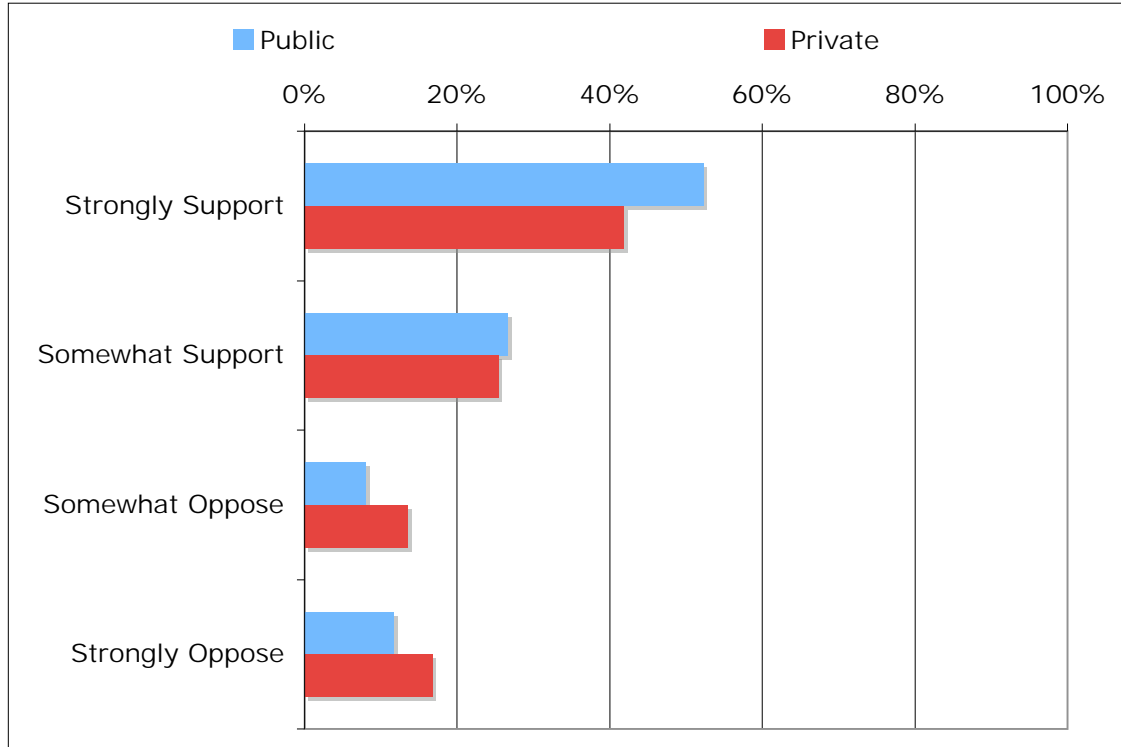


	N=480	N=483
	<b>In State</b>	<b>Out of State</b>
Yes	76%	73%
No	23%	25%
Don't Know/Refused	1%	2%
Total	100%	100%

	N=410	N=538
	<b>Public</b>	<b>Private</b>
Yes	78%	73%
No	22%	26%
Don't Know/Refused	0%	0%
Total	100%	100%

## Opinion of Mallard Hen Limitation

*More mallards are harvested in Arkansas than in any other state. Do you support or oppose the limitation of the number of mallard hens to less than what is allowed by the U.S. Fish and Wildlife Service, even if other states do not?*

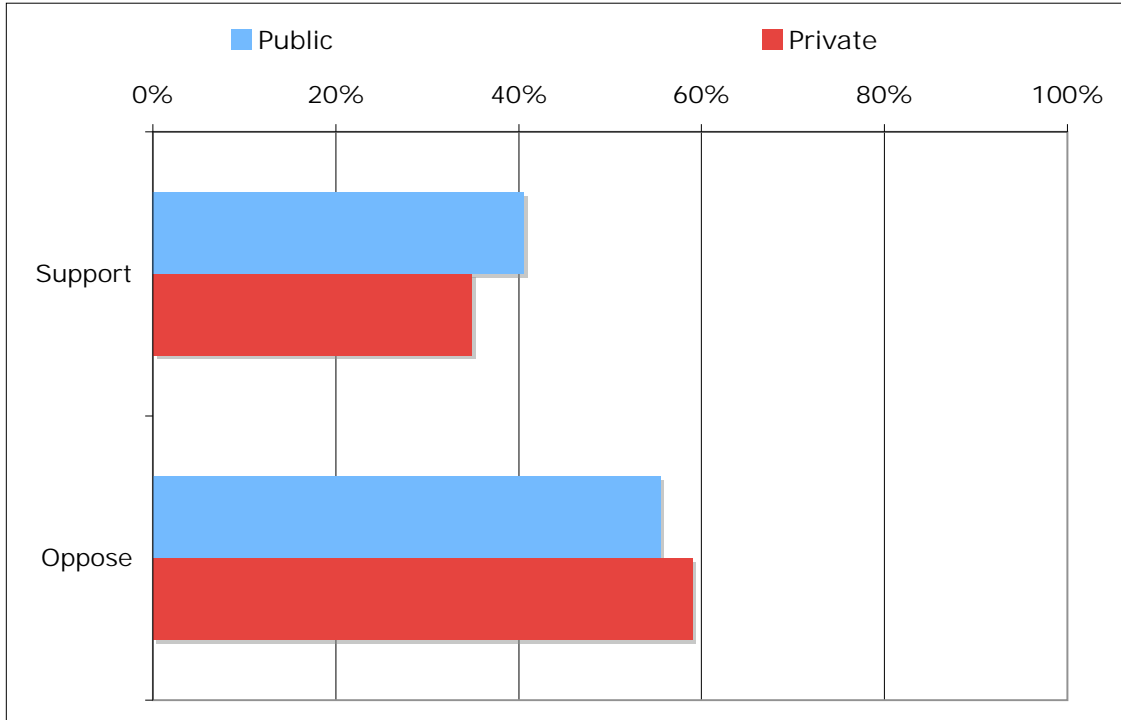


	N=480	N=483
	In State	Out of State
Strongly Support	49%	42%
Somewhat Support	25%	26%
Somewhat Oppose	9%	14%
Strongly Oppose	15%	14%
Don't Know/Refused	2%	4%
Total	100%	100%

	N=410	N=538
	Public	Private
Strongly Support	52%	42%
Somewhat Support	27%	25%
Somewhat Oppose	8%	13%
Strongly Oppose	12%	17%
Don't Know/Refused	2%	3%
Total	100%	100%

## Opinion of Spinning-Winged Decoy Ban

*Five states in other regions have banned or partially banned the use of spinning-winged decoys. In 2005-2006, the Arkansas Game and Fish Commission banned the use of spinning-winged decoys. Do you support or oppose this ban?*

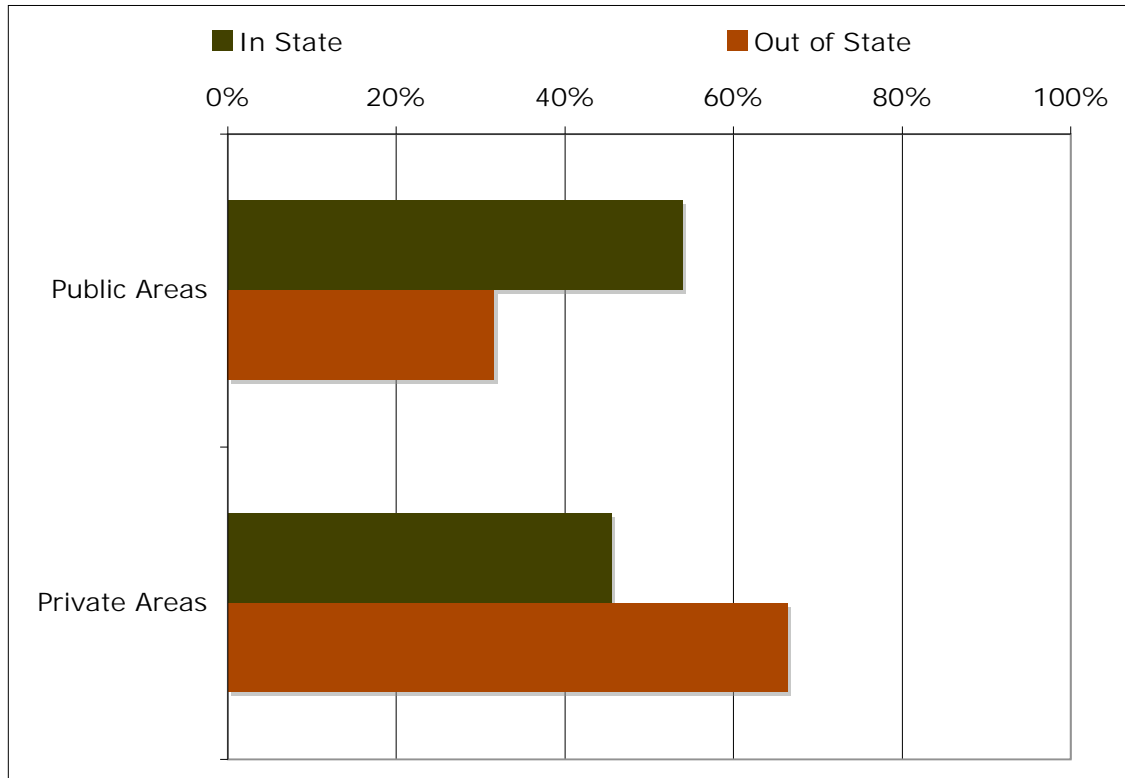


	N=480	N=483
	<b>In State</b>	<b>Out of State</b>
Support	33%	40%
Oppose	61%	53%
Don't Know/Refused	6%	8%
Total	100%	101%

	N=410	N=538
	<b>Public</b>	<b>Private</b>
Support	41%	35%
Oppose	55%	59%
Don't Know/Refused	4%	6%
Total	100%	100%

## Hunting on Public or Private Land

When you duck hunt, where do you hunt most often? In public or private areas?

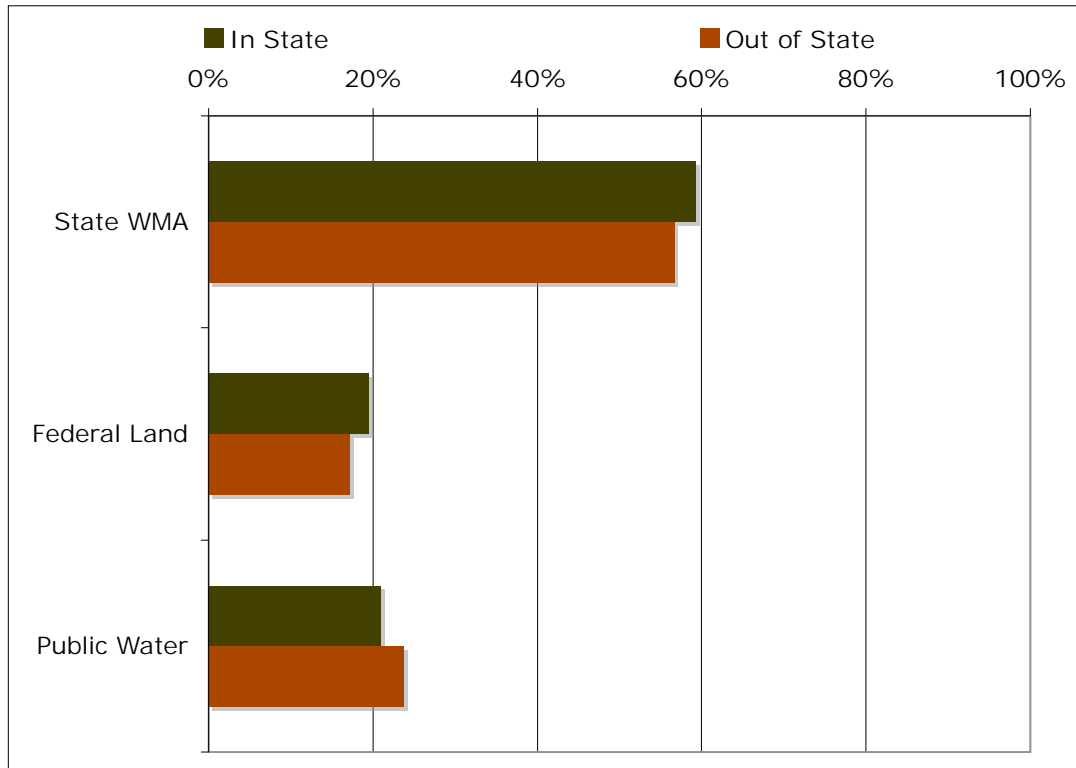


	N=480	N=483
	<b>In State</b>	<b>Out of State</b>
Public Areas	54%	32%
Private Areas	45%	66%
Don't Know/Refused	1%	2%
Total	100%	100%

	N=410	N=538
	<b>Public</b>	<b>Private</b>
Public Areas	100%	0%
Private Areas	0%	100%
Don't Know/Refused	0%	0%
Total	100%	100%

## Public Hunting Location

*[If hunted on public lands] Was this public area on:*

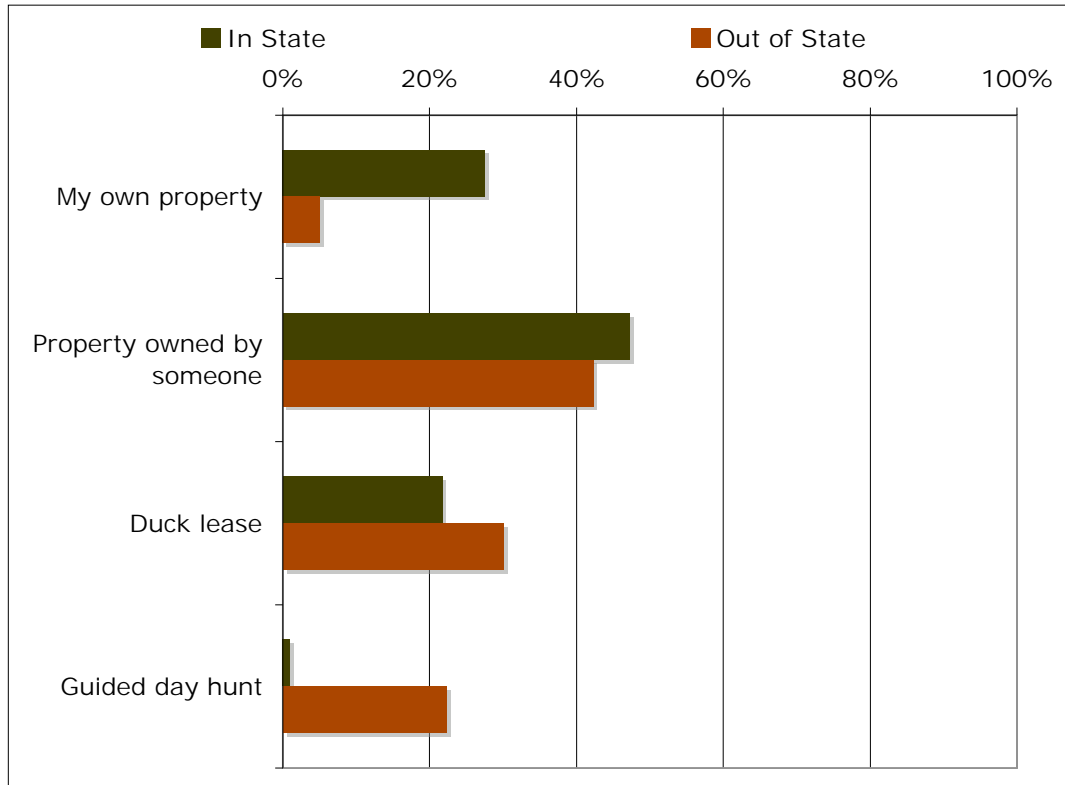


	N=258	N=152
	<b>In State</b>	<b>Out of State</b>
State WMA	59%	57%
Federal Land	19%	17%
Public Water	21%	24%
Don't Know/Refused	0%	3%
Total	100%	100%

	N=410	
	<b>Public</b>	<b>Private</b>
State WMA	58%	n/a
Federal Land	19%	n/a
Public Water	22%	n/a
Don't Know/Refused	1%	n/a
Total	100%	n/a

## Private Hunting Location

[If hunted on private lands] Was this private area on:

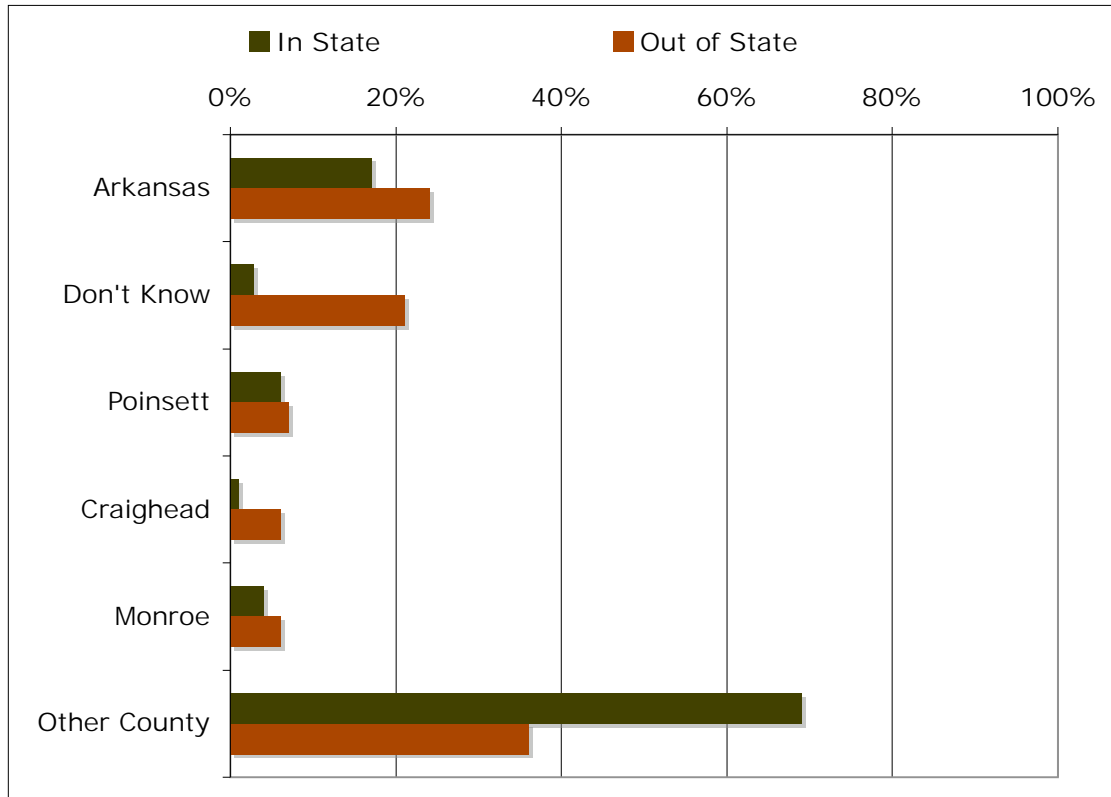


	N=218 <b>In State</b>	N=320 <b>Out of State</b>
My own property	28%	5%
Property owned by someone	47%	42%
Duck lease	22%	30%
Guided day hunt	1%	22%
Other	2%	0%
Don't Know/Refused	1%	0%
<b>Total</b>	<b>100%</b>	<b>100%</b>

	N=538	
	<b>Public</b>	<b>Private</b>
My own property	n/a	14%
Property owned by someone	n/a	44%
Duck lease	n/a	27%
Guided day hunt	n/a	14%
Other	n/a	1%
Don't Know/Refused	n/a	0%
<b>Total</b>	<b>n/a</b>	<b>100%</b>

## County Hunted in Most Often

*[If hunted on private lands] In what county did you hunt ducks most often during the 2007-2008 duck season?*



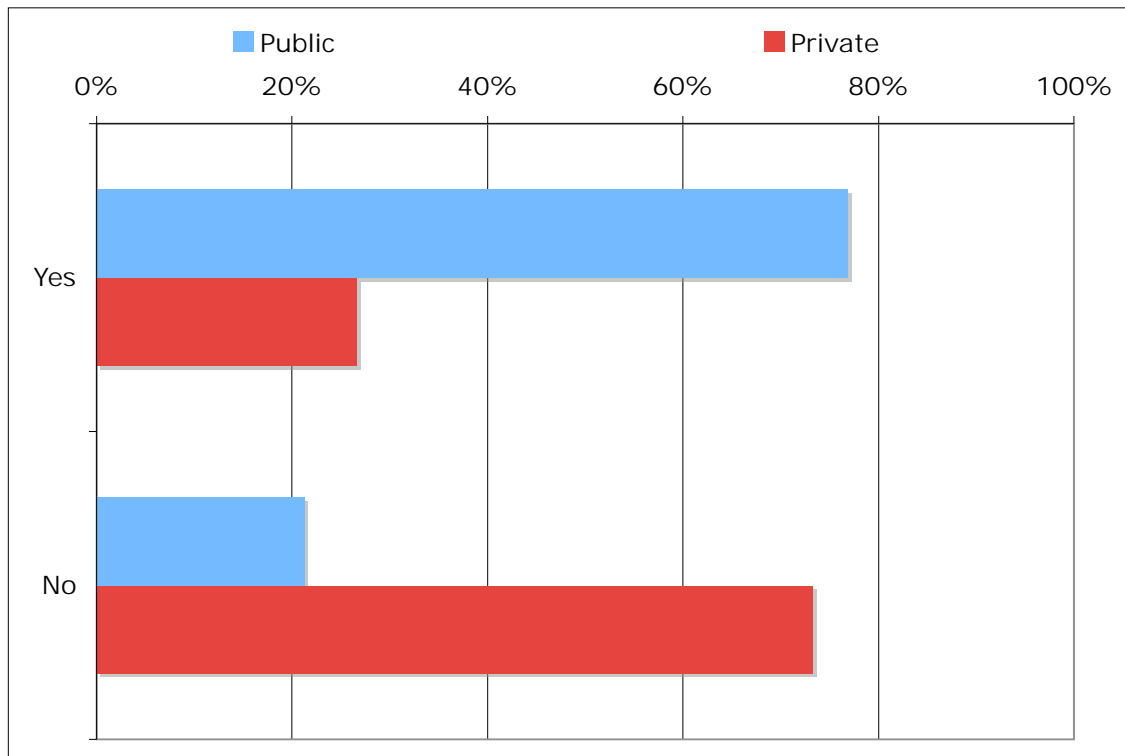
	N=218		N=320	
	In State	Out of State	In State	Out of State
Arkansas	17%	24%		
Lonoke	11%	2%		
Don't Know	3%	21%		
Poinsett	6%	7%		
Craighead	1%	6%		
Monroe	4%	6%		
Other County	58%	34%		
Total	100%	100%		

	N=538	
	Public	Private
Arkansas	n/a	21%
Don't Know	n/a	17%
Poinsett	n/a	7%
Lonoke	n/a	6%
Monroe	n/a	5%
Other County	n/a	44%
Total	n/a	100%



## Ever Hunted on a WMA in 2005-2008

*Did you hunt ducks on a state wildlife management area, sometimes called a WMA, any time during the last three duck hunting seasons? (2005-2008)*

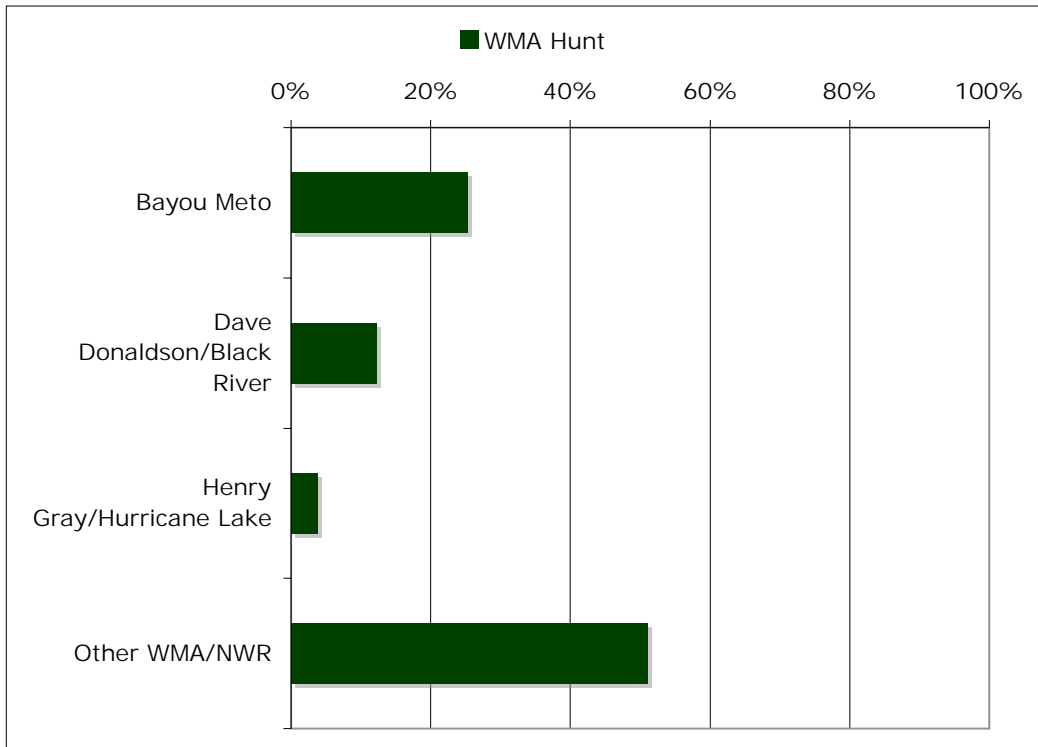


	N=480	N=483
	<b>In State</b>	<b>Out of State</b>
Yes	60%	36%
No	39%	61%
Don't Know/Refused	1%	3%
Total	100%	100%

	N=410	N=538
	<b>Public</b>	<b>Private</b>
Yes	77%	27%
No	21%	73%
Don't Know/Refused	2%	0%
Total	100%	100%

## WMA Most Frequented

[If hunted on WMA's] Which wildlife management area did you hunt most frequently?



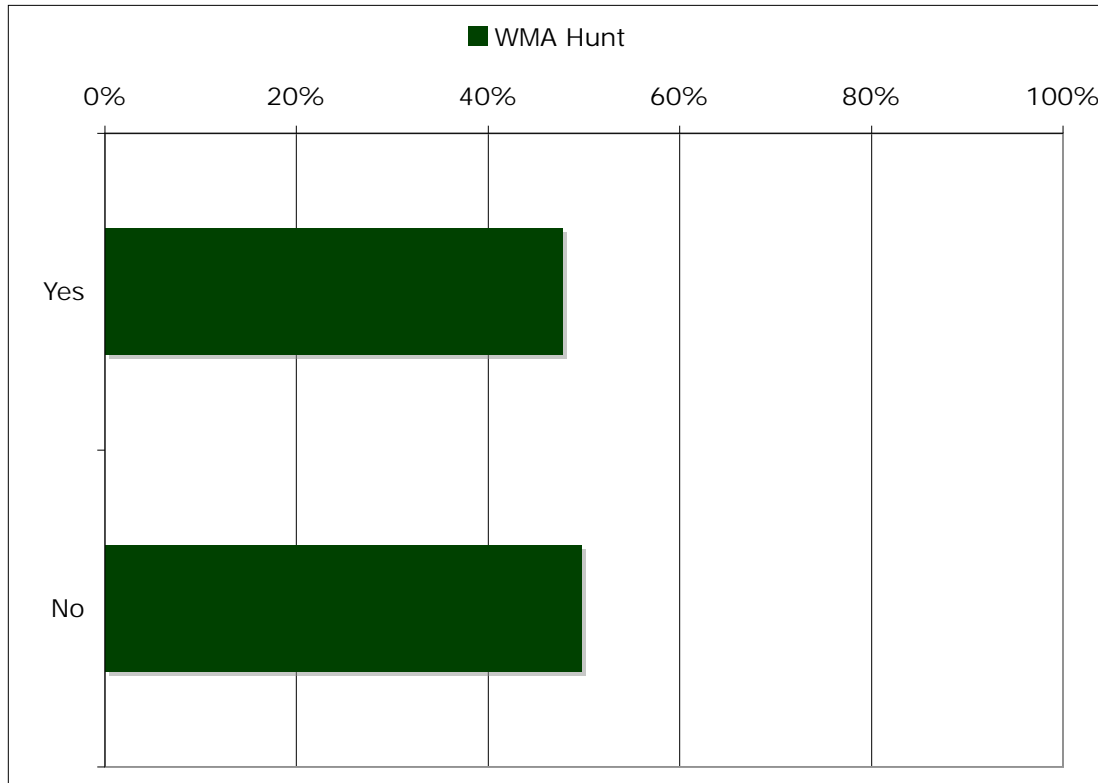
	N=461 WMA Hunt	N=482 No WMA Hunt
Bayou Meto	25%	n/a
Dave Donaldson/Black River	12%	n/a
Henry Gray/Hurricane Lake	4%	n/a
Other WMA/NWR	51%	n/a
Don't Know/Refused	8%	n/a
Total	100%	n/a

	N=287 In State	N=175 Out of State
Bayou Meto	26%	24%
Dave Donaldson/Black River	10%	15%
Sheffield Nelson Dagmar	5%	1%
Other WMA/NWR	56%	42%
Don't Know/Refused	3%	17%
Total	100%	100%

	N=315 Public	N=143 Private
Bayou Meto	26%	22%
Dave Donaldson/Black River	12%	11%
Shirey Bay/Rainey Brake	4%	1%
Other WMA/NWR	51%	53%
Don't Know/Refused	6%	12%
Total	100%	100%

## Overcrowding on WMA's

*Do you believe that overcrowding of duck hunters is a problem on WMA's?*



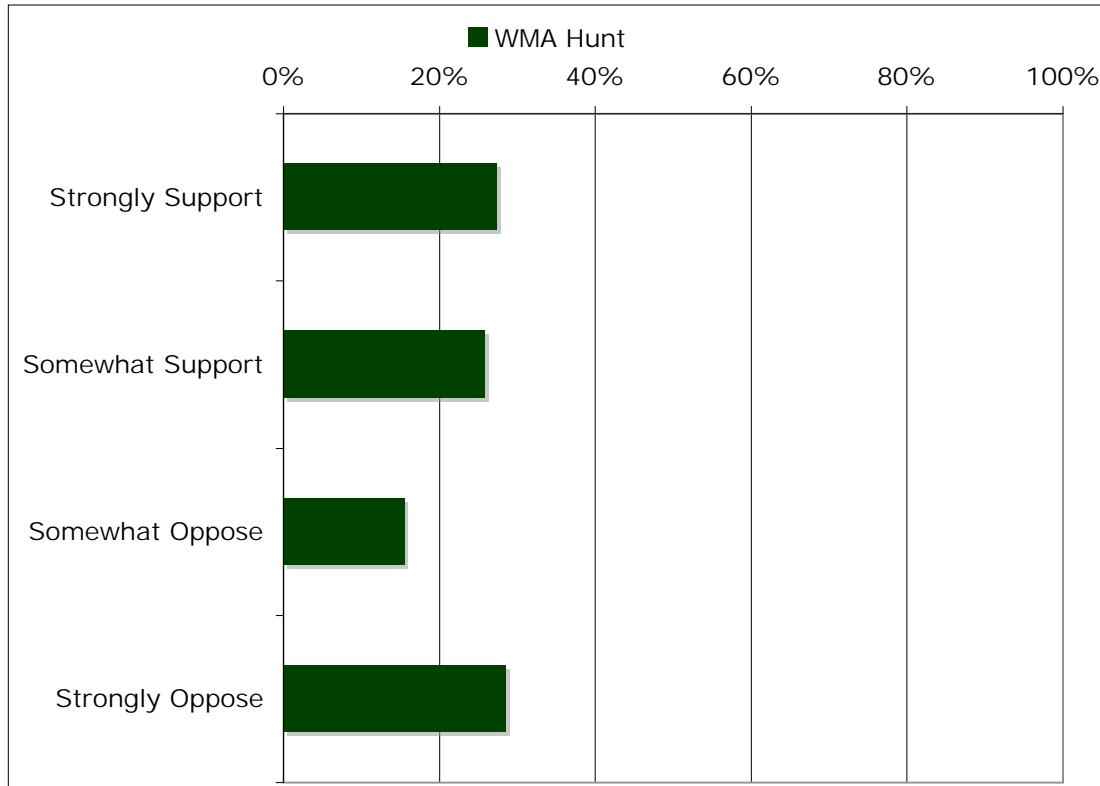
	N=461 <b>WMA Hunt</b>	N=482 <b>No WMA Hunt</b>
Yes	48%	27%
No	50%	31%
Don't Know/Refused	3%	43%
Total	100%	100%

	N=480 <b>In State</b>	N=483 <b>Out of State</b>
Yes	47%	26%
No	38%	42%
Don't Know/Refused	15%	32%
Total	100%	100%

	N=410 <b>Public</b>	N=538 <b>Private</b>
Yes	45%	31%
No	47%	35%
Don't Know/Refused	8%	34%
Total	100%	100%

## Opinion of Limiting Hunters on WMA's

*The Arkansas Game and Fish Commission is concerned about overcrowding on WMA's. Would you support or oppose limiting hunters on WMA's?*



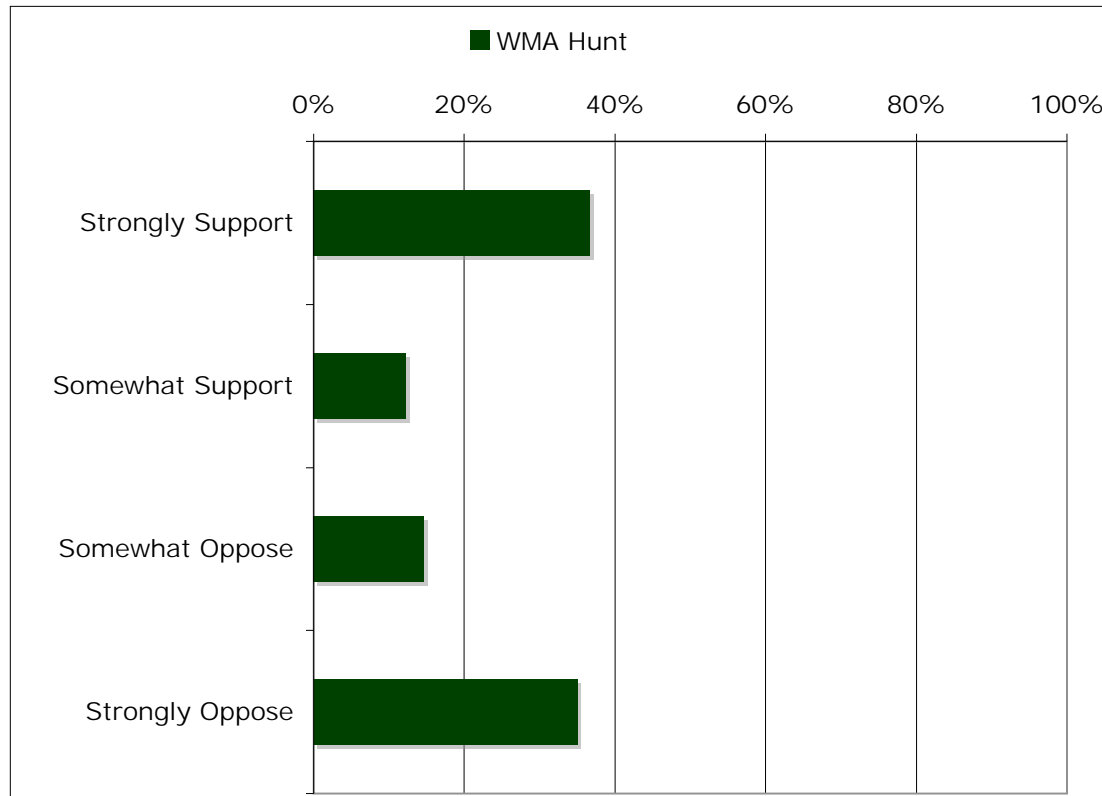
	N=461	N=482
	<b>WMA Hunt</b>	<b>No WMA Hunt</b>
Strongly Support	27%	34%
Somewhat Support	26%	31%
Somewhat Oppose	15%	10%
Strongly Oppose	28%	11%
Don't Know/Refused	3%	14%
Total	100%	100%

	N=480	N=483
	<b>In State</b>	<b>Out of State</b>
Strongly Support	29%	32%
Somewhat Support	26%	30%
Somewhat Oppose	14%	11%
Strongly Oppose	24%	15%
Don't Know/Refused	7%	13%
Total	100%	100%

	N=410	N=538
	<b>Public</b>	<b>Private</b>
Strongly Support	25%	35%
Somewhat Support	27%	30%
Somewhat Oppose	14%	11%
Strongly Oppose	29%	13%
Don't Know/Refused	4%	12%
Total	100%	100%

## Opinion of Limiting Non-Resident Hunters on WMA's

Would you support or oppose limiting only non-Arkansas resident hunters on WMA's?



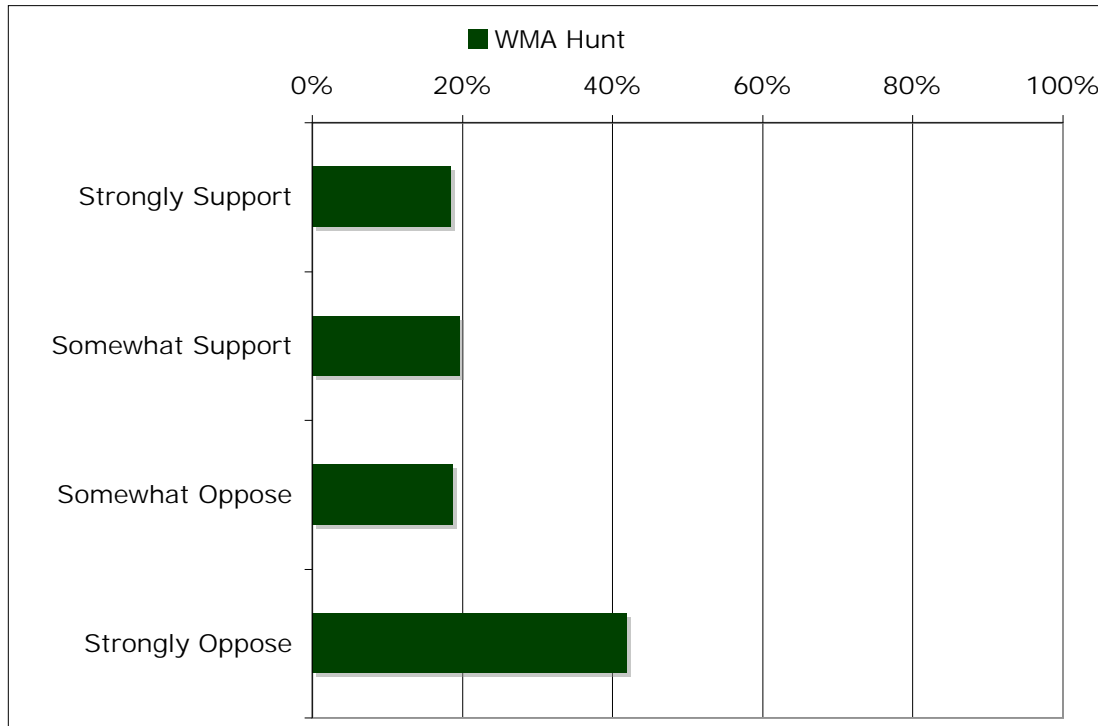
	N=461 <b>WMA Hunt</b>	N=482 <b>No WMA Hunt</b>
Strongly Support	37%	23%
Somewhat Support	12%	18%
Somewhat Oppose	15%	13%
Strongly Oppose	35%	34%
Don't Know/Refused	2%	11%
Total	100%	100%

	N=480 <b>In State</b>	N=483 <b>Out of State</b>
Strongly Support	50%	9%
Somewhat Support	18%	12%
Somewhat Oppose	14%	14%
Strongly Oppose	14%	54%
Don't Know/Refused	4%	11%
Total	100%	100%

	N=410 <b>Public</b>	N=538 <b>Private</b>
Strongly Support	37%	24%
Somewhat Support	14%	16%
Somewhat Oppose	13%	15%
Strongly Oppose	34%	35%
Don't Know/Refused	2%	10%
Total	100%	101%

## Opinion of Limiting Resident Hunters on WMA's

*If overcrowding was not reduced enough by limiting the number of non-resident hunters, would you support or oppose the Arkansas Game and Fish Commission also limiting the number of Arkansas resident hunters?*



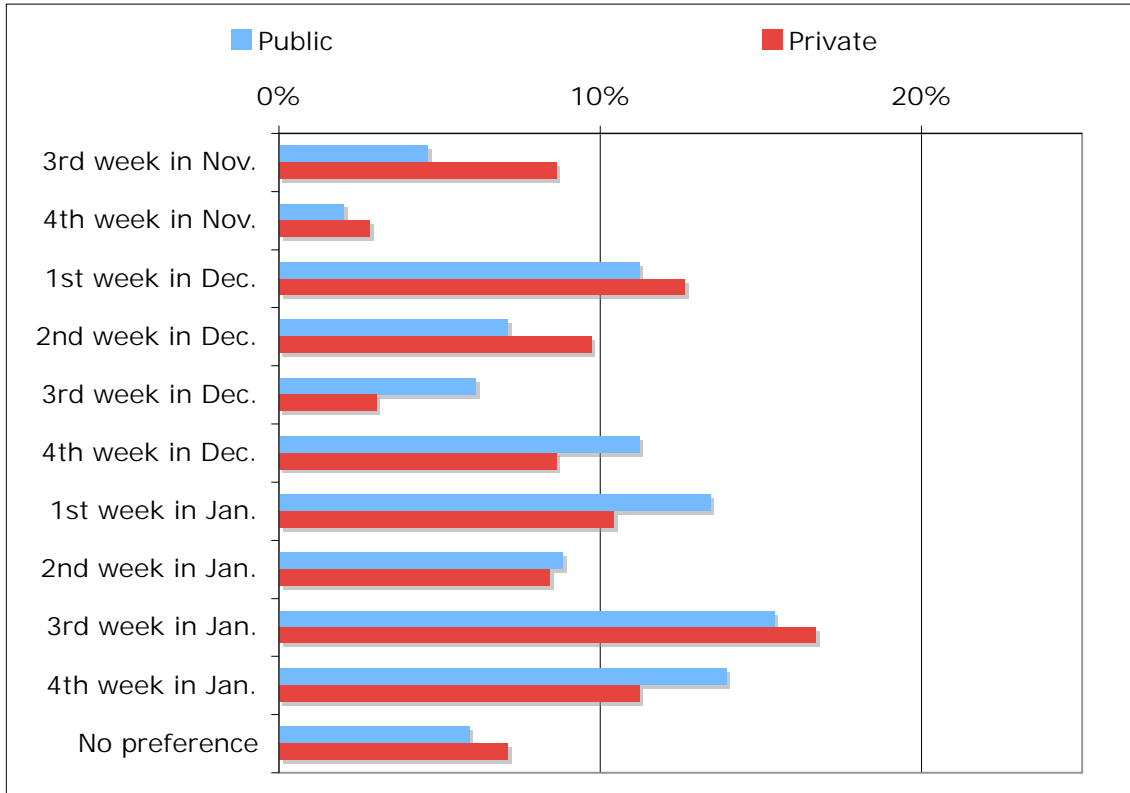
	N=461	N=482
	<b>WMA Hunt</b>	<b>No WMA Hunt</b>
Strongly Support	18%	20%
Somewhat Support	20%	30%
Somewhat Oppose	19%	15%
Strongly Oppose	42%	26%
Don't Know/Refused	2%	10%
Total	100%	100%

	N=480	N=483
	<b>In State</b>	<b>Out of State</b>
Strongly Support	13%	24%
Somewhat Support	24%	26%
Somewhat Oppose	19%	14%
Strongly Oppose	41%	26%
Don't Know/Refused	3%	10%
Total	100%	100%

	N=410	N=538
	<b>Public</b>	<b>Private</b>
Strongly Support	18%	20%
Somewhat Support	23%	27%
Somewhat Oppose	17%	16%
Strongly Oppose	39%	29%
Don't Know/Refused	2%	7%
Total	100%	100%

## Preferred Week for Hunting

*At the location where you most often hunt, what is the ONE week that you most prefer to hunt ducks? For example, do you prefer the first or second week in December or maybe the third or fourth week in January or some other week?*

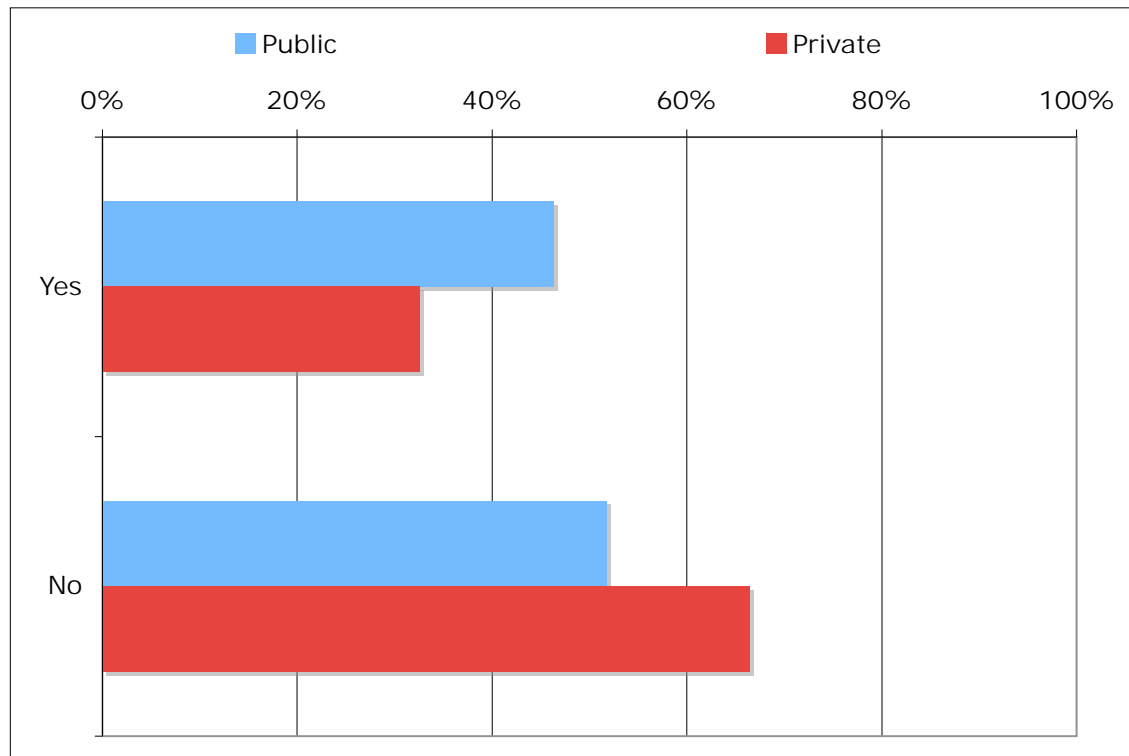


	N=480	N=483
	<b>In State</b>	<b>Out of State</b>
3rd week in Nov.	7%	7%
4th week in Nov.	2%	3%
1st week in Dec.	11%	12%
2nd week in Dec.	8%	9%
3rd week in Dec.	6%	3%
4th week in Dec.	9%	10%
1st week in Jan.	13%	10%
2nd week in Jan.	7%	10%
3rd week in Jan.	15%	17%
4th week in Jan.	15%	10%
No preference	7%	6%
Don't Know/Refused	1%	3%
<b>Total</b>	<b>100%</b>	<b>100%</b>

	N=410	N=538
	<b>Public</b>	<b>Private</b>
3rd week in Nov.	5%	9%
4th week in Nov.	2%	3%
1st week in Dec.	11%	13%
2nd week in Dec.	7%	10%
3rd week in Dec.	6%	3%
4th week in Dec.	11%	9%
1st week in Jan.	13%	10%
2nd week in Jan.	9%	8%
3rd week in Jan.	15%	17%
4th week in Jan.	14%	11%
No preference	6%	7%
Don't Know/Refused	0%	1%
<b>Total</b>	<b>100%</b>	<b>100%</b>

## Greentree Reservoir

*Have you ever hunted on a greentree reservoir? This is a forested wetland that is seasonally flooded to provide waterfowl habitat and hunting opportunities.*



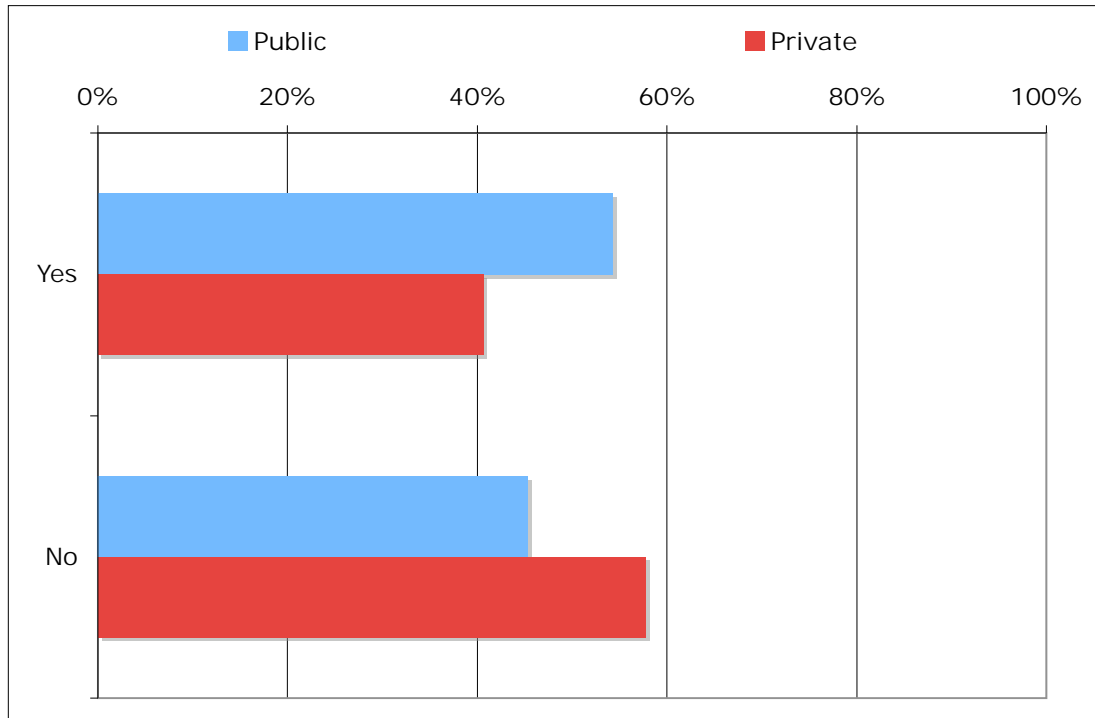
	N=480	N=483
	<b>In State</b>	<b>Out of State</b>
Yes	41%	35%
No	57%	62%
Don't Know/Refused	2%	3%
Total	100%	100%

	N=410	N=538
	<b>Public</b>	<b>Private</b>
Yes	46%	33%
No	52%	66%
Don't Know/Refused	2%	1%
Total	100%	100%



## Public Hunting Location

*[If hunted on greentree reservoirs] A recent study of greentree reservoirs owned by the Arkansas Game and Fish Commission has found dead and dying trees. Have you noticed dead and dying trees in greentree reservoirs?*

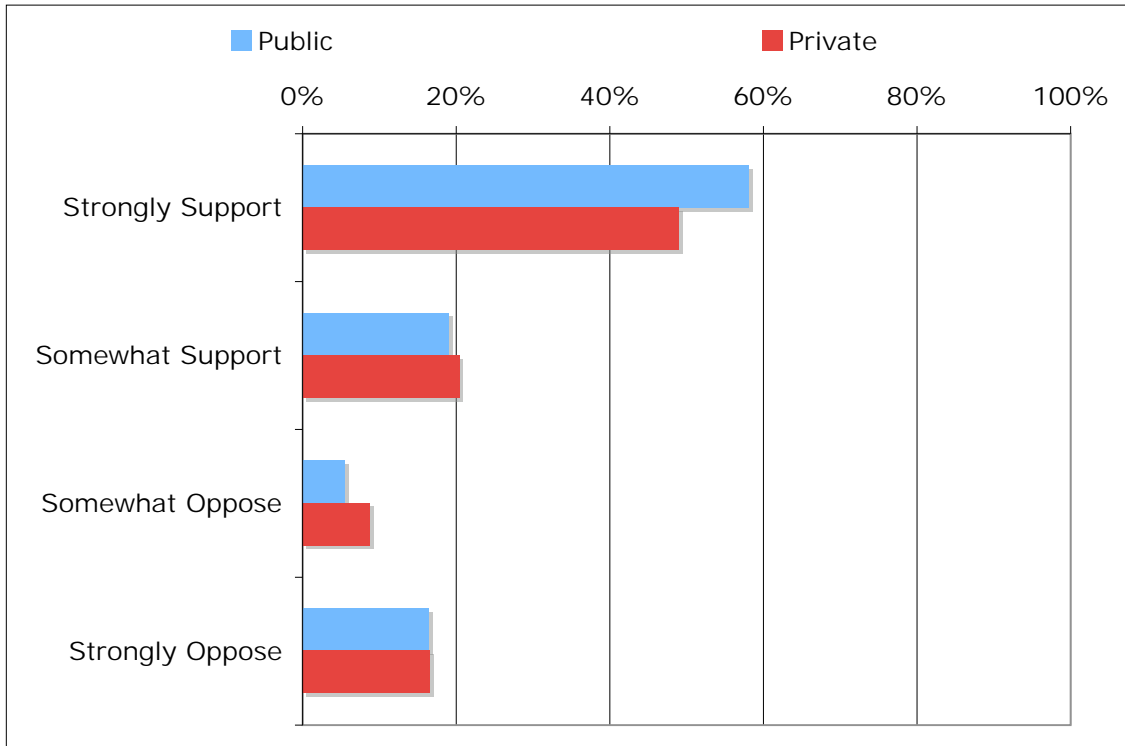


	N=197	N=170
	<b>In State</b>	<b>Out of State</b>
Yes	57%	37%
No	42%	62%
Don't Know/Refused	2%	1%
Total	100%	100%

	N=190	N=175
	<b>Public</b>	<b>Private</b>
Yes	54%	41%
No	45%	58%
Don't Know/Refused	0%	2%
Total	99%	100%

## Opinion of Morning Hunting Restriction on Public Land

*The Arkansas Game and Fish is trying to improve the quality of duck hunting on public lands. Do you support or oppose the Arkansas Game and Fish Commission allowing only morning hunting on public lands statewide?*

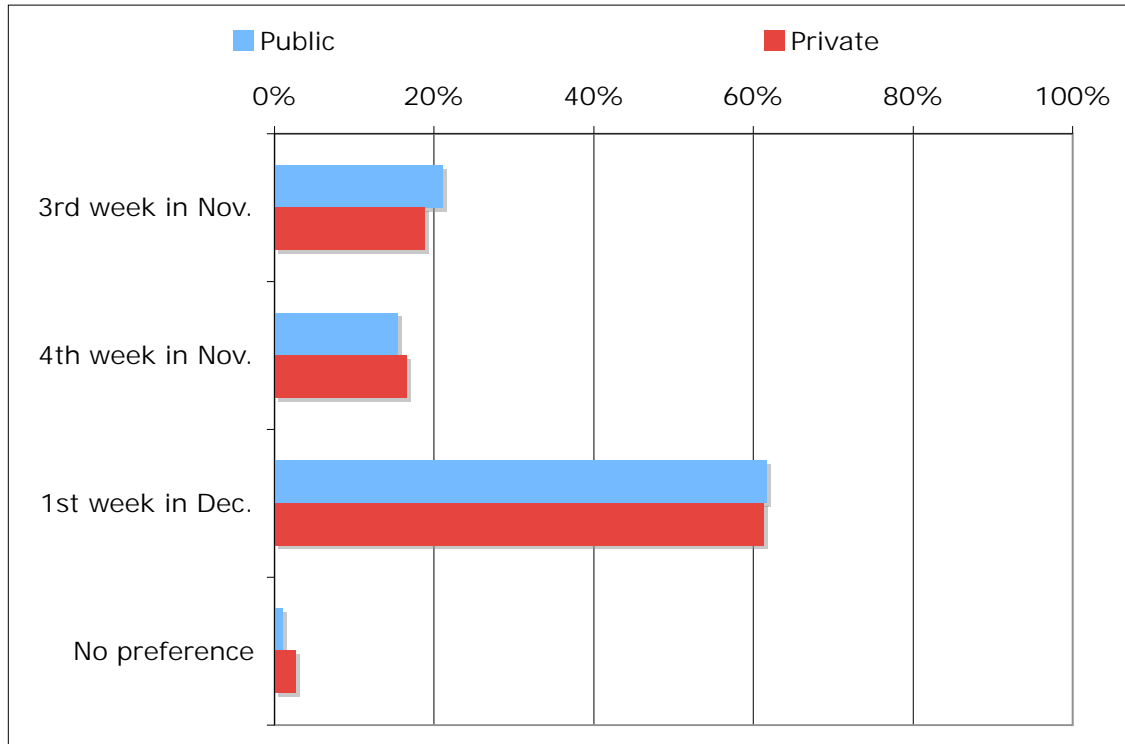


	N=480	N=483
	<b>In State</b>	<b>Out of State</b>
Strongly Support	55%	49%
Somewhat Support	19%	20%
Somewhat Oppose	6%	9%
Strongly Oppose	18%	15%
Don't Know/Refused	2%	7%
Total	100%	100%

	N=410	N=538
	<b>Public</b>	<b>Private</b>
Strongly Support	58%	49%
Somewhat Support	19%	20%
Somewhat Oppose	5%	9%
Strongly Oppose	16%	17%
Don't Know/Refused	1%	6%
Total	100%	100%

## Preferred Week for a 60 Day Season

*If the US Fish and Wildlife Service sets a 60 day season, what is the ONE week that you most prefer to begin duck hunting? Would it be the 3rd week in November, 4th week in November, or 1st week in December?*

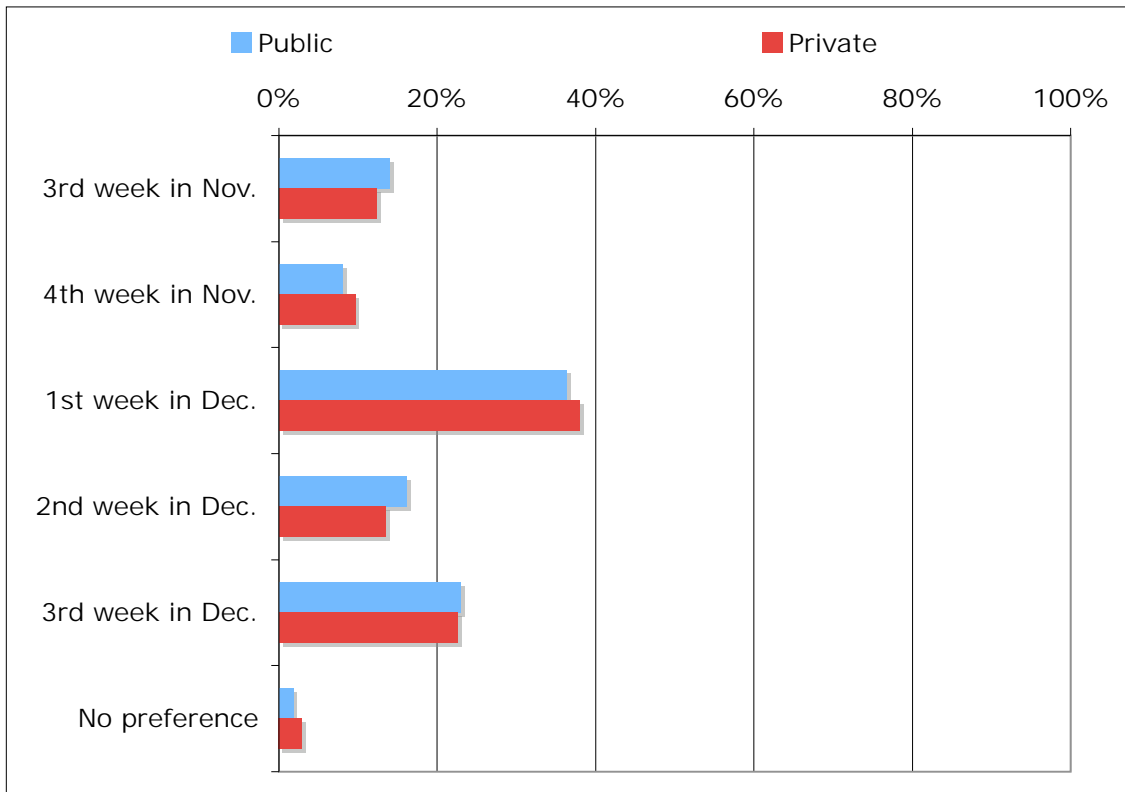


	N=480	N=483
	<b>In State</b>	<b>Out of State</b>
3rd week in Nov.	18%	21%
4th week in Nov.	17%	15%
1st week in Dec.	64%	58%
No preference	1%	3%
Don't Know/Refused	1%	3%
Total	100%	100%

	N=410	N=538
	<b>Public</b>	<b>Private</b>
3rd week in Nov.	21%	19%
4th week in Nov.	15%	17%
1st week in Dec.	62%	61%
No preference	1%	3%
Don't Know/Refused	1%	1%
Total	100%	100%

## Preferred Week for a 45 Day Season

*If the US Fish and Wildlife Service sets a 45 day season, what is the ONE week that you most prefer to begin duck hunting?*

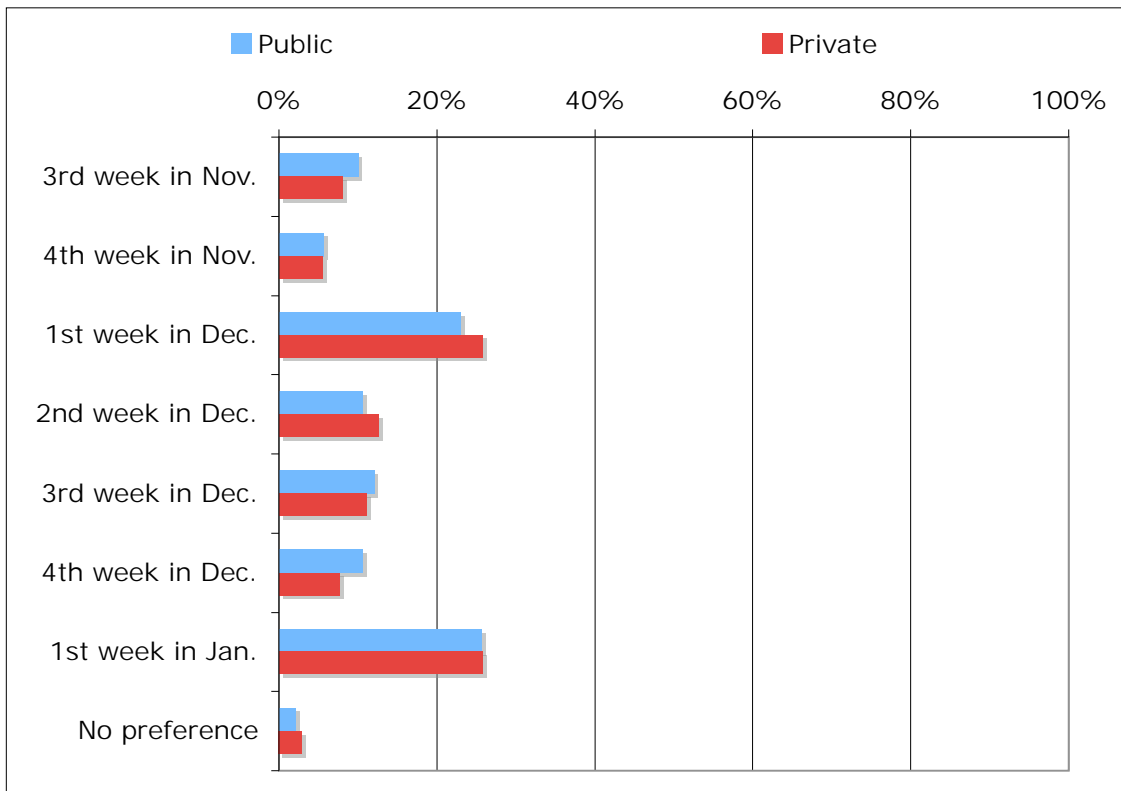


	N=480	N=483
	<b>In State</b>	<b>Out of State</b>
3rd week in Nov.	13%	13%
4th week in Nov.	8%	9%
1st week in Dec.	40%	34%
2nd week in Dec.	14%	15%
3rd week in Dec.	22%	23%
No preference	2%	3%
Don't Know/Refused	1%	4%
<b>Total</b>	<b>100%</b>	<b>100%</b>

	N=410	N=538
	<b>Public</b>	<b>Private</b>
3rd week in Nov.	14%	12%
4th week in Nov.	8%	10%
1st week in Dec.	36%	38%
2nd week in Dec.	16%	13%
3rd week in Dec.	23%	23%
No preference	2%	3%
Don't Know/Refused	1%	2%
<b>Total</b>	<b>100%</b>	<b>100%</b>

## Preferred Week for a 30 Day Season

*If the US Fish and Wildlife Service sets a 30 day season, what is the ONE week that you most prefer to begin duck hunting?*

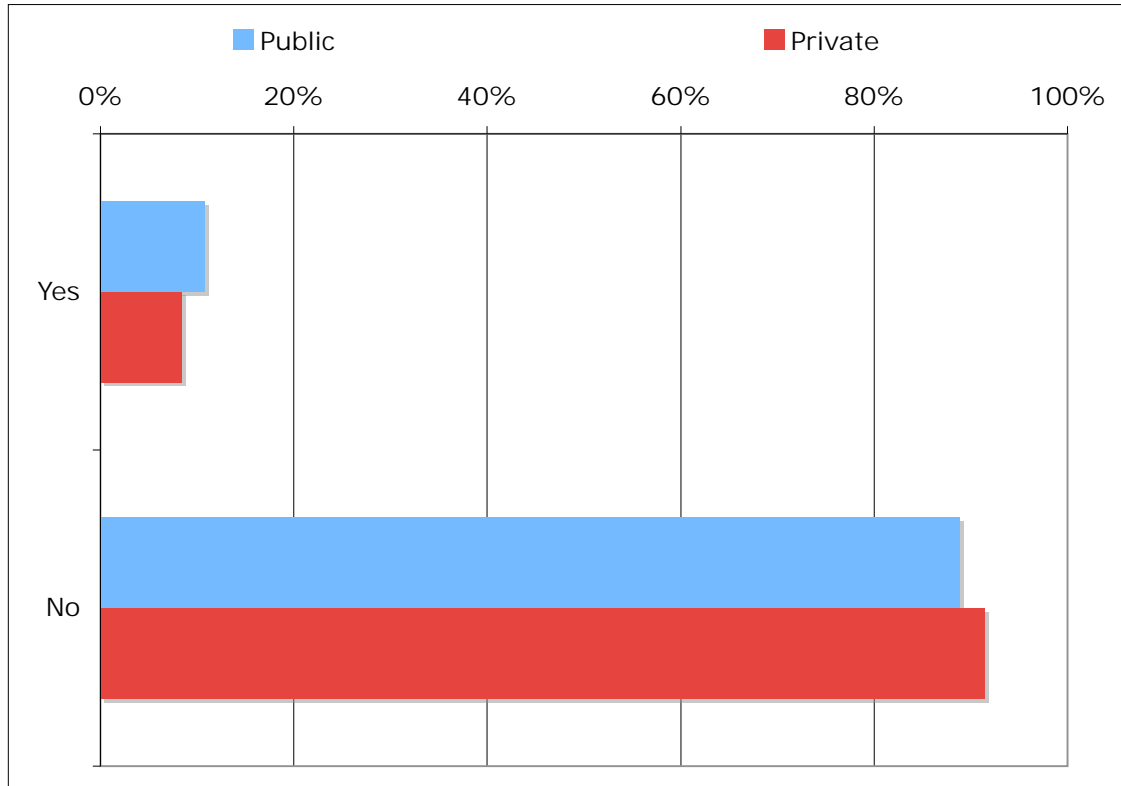


	N=480	N=483
	<b>In State</b>	<b>Out of State</b>
3rd week in Nov.	8%	10%
4th week in Nov.	7%	4%
1st week in Dec.	25%	23%
2nd week in Dec.	12%	12%
3rd week in Dec.	11%	11%
4th week in Dec.	10%	8%
1st week in Jan.	24%	26%
No preference	1%	3%
Don't Know/Refused	2%	4%
<b>Total</b>	<b>100%</b>	<b>101%</b>

	N=410	N=538
	<b>Public</b>	<b>Private</b>
3rd week in Nov.	10%	8%
4th week in Nov.	6%	5%
1st week in Dec.	23%	26%
2nd week in Dec.	11%	13%
3rd week in Dec.	12%	11%
4th week in Dec.	11%	8%
1st week in Jan.	26%	26%
No preference	2%	3%
Don't Know/Refused	1%	1%
<b>Total</b>	<b>100%</b>	<b>100%</b>

## Participation in Youth Duck Hunt

*Did you participate in the 2007 Youth Duck Hunt?*

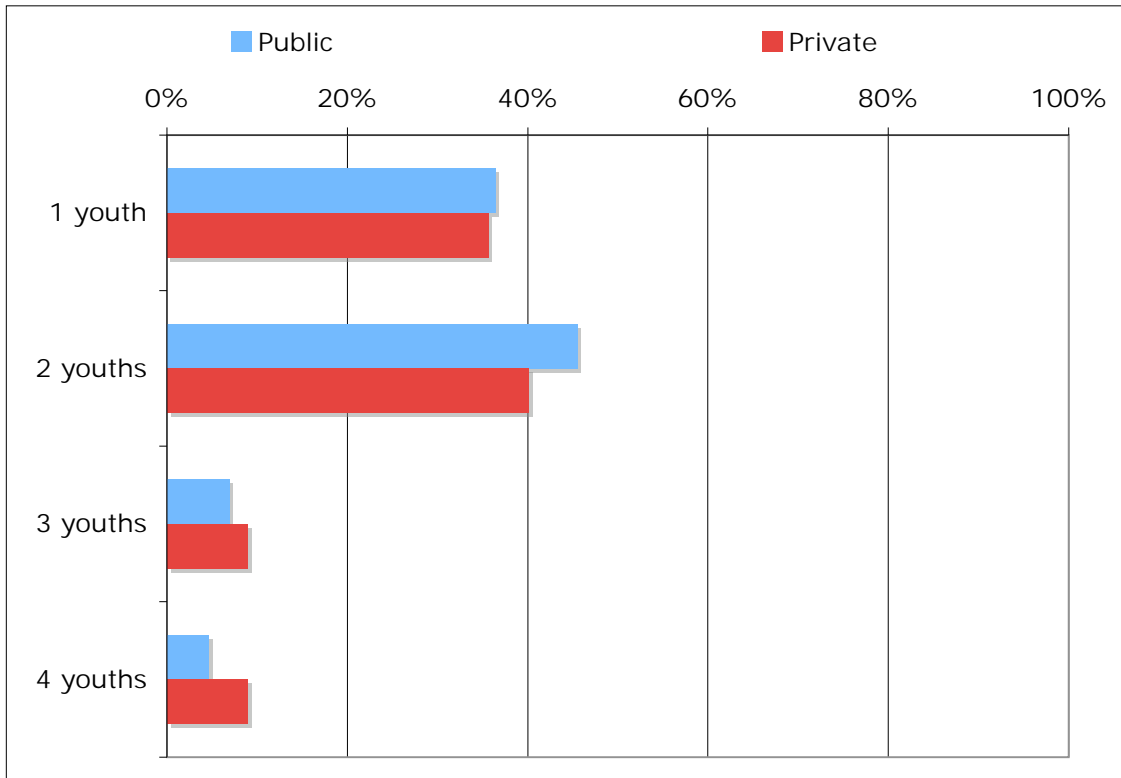


	N=480	N=483
	<b>In State</b>	<b>Out of State</b>
Yes	16%	3%
No	83%	95%
Don't Know/Refused	1%	2%
Total	100%	100%

	N=410	N=538
	<b>Public</b>	<b>Private</b>
Yes	11%	8%
No	89%	91%
Don't Know/Refused	1%	0%
Total	100%	100%

## Kids Taken Hunting in Youth Duck Hunt

*[If participated in Youth Duck Hunt] How many kids did you take duck hunting during the Youth Duck Hunt?*

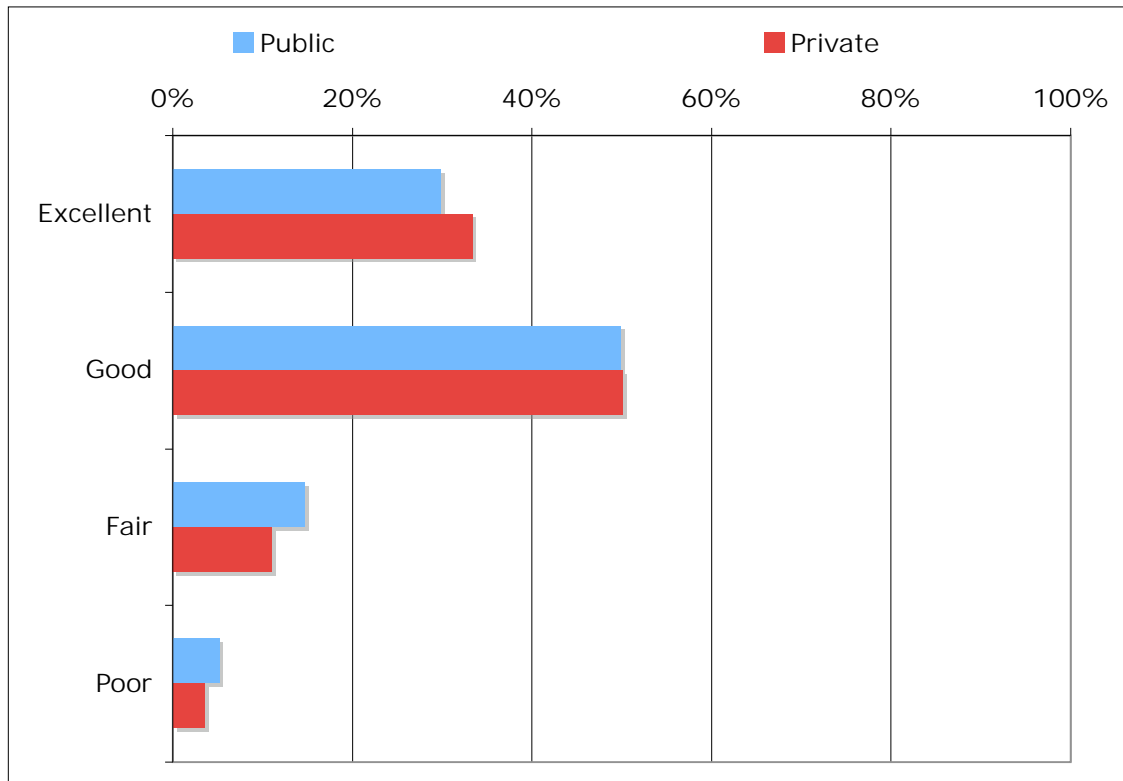


	N=75	N=14
	<b>In State</b>	<b>Out of State</b>
1 youth	37%	29%
2 youths	44%	36%
3 youths	7%	14%
4 or more	5%	14%
5 or more	7%	7%
Total	100%	100%

	N=44	N=45
	<b>Public</b>	<b>Private</b>
1 youth	36%	36%
2 youths	45%	40%
3 youths	7%	9%
4 youths	5%	9%
5 or more	7%	7%
Total	100%	100%

## Overall Rating of AR Game & Fish

*From what you know or have heard, how would you rate the job that the Arkansas Game and Fish Commission does OVERALL?*



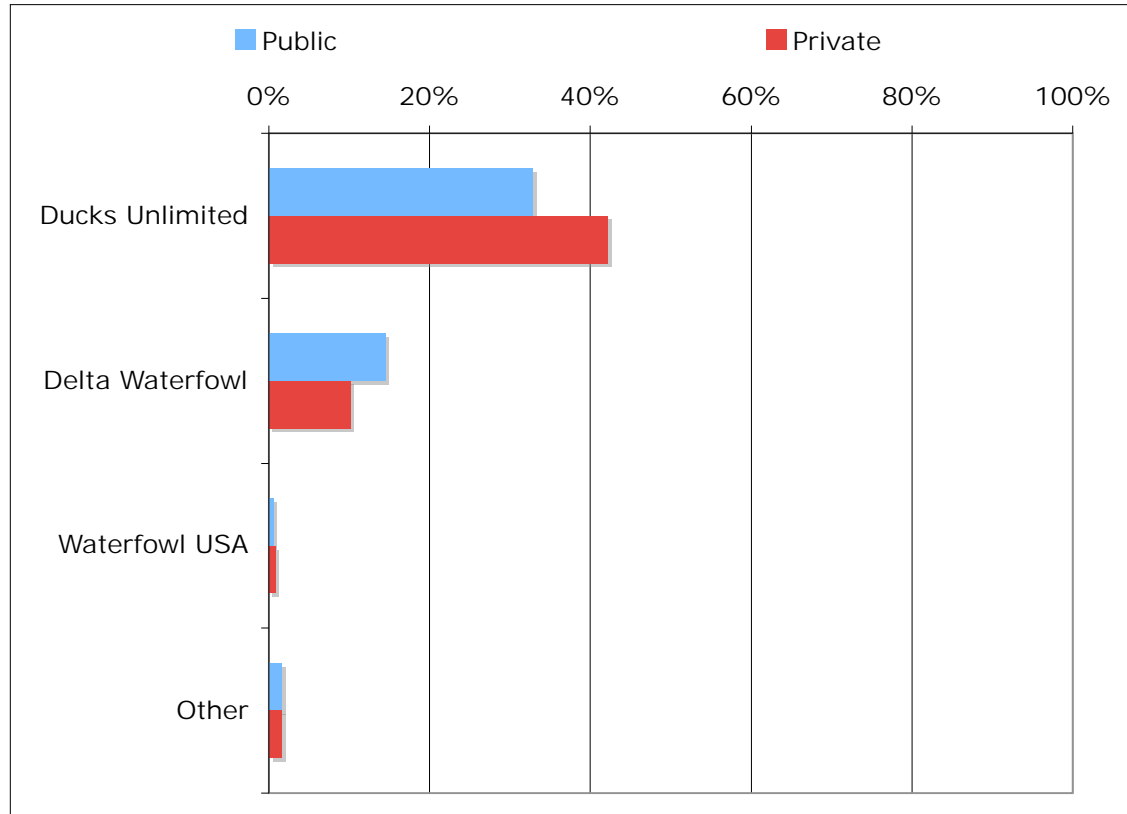
	N=480	N=483
	<b>In State</b>	<b>Out of State</b>
Excellent	28%	34%
Good	46%	53%
Fair	18%	7%
Poor	7%	2%
Don't Know/Refused	1%	4%
Total	100%	100%

	N=410	N=538
	<b>Public</b>	<b>Private</b>
Excellent	30%	33%
Good	50%	50%
Fair	15%	11%
Poor	5%	4%
Don't Know/Refused	0%	2%
Total	100%	100%



## Waterfowl Conservation Organization

Are you currently a member of any waterfowl conservation organization?

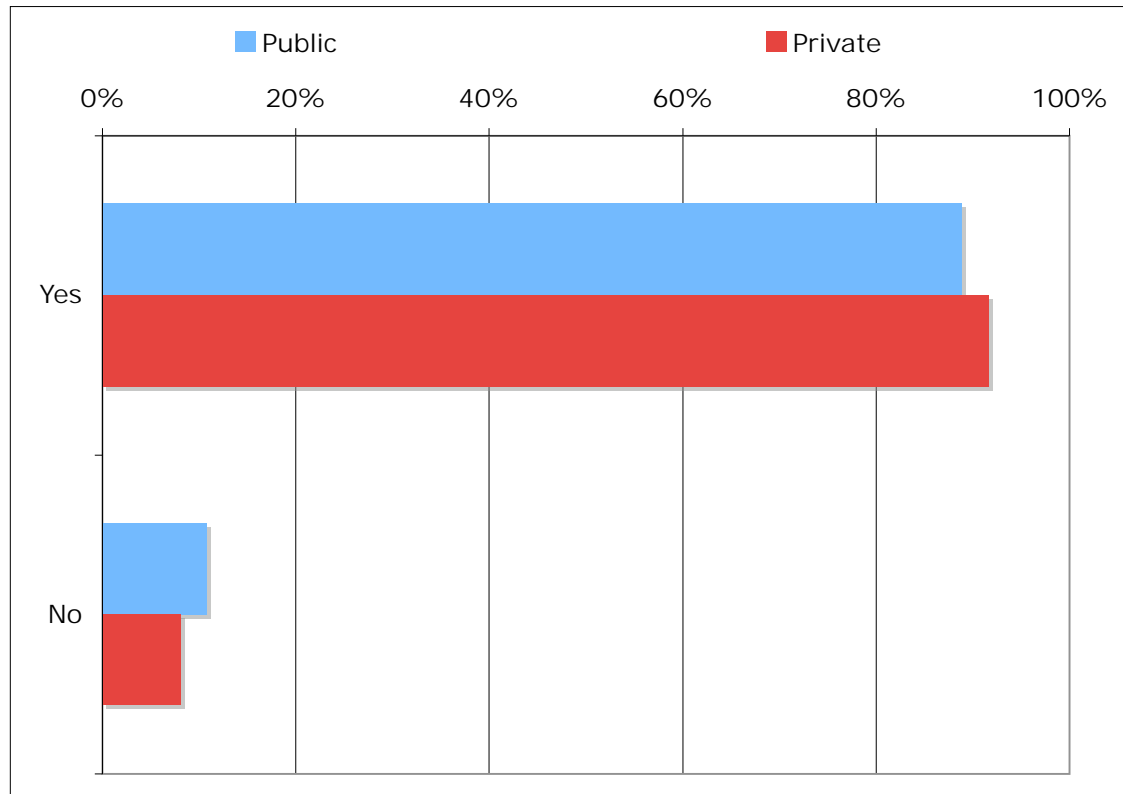


	N=480		N=483	
	In State	Out of State	In State	Out of State
Ducks Unlimited	30%	46%		
Delta Waterfowl	13%	11%		
Waterfowl USA	1%	1%		
Other	1%	2%		
None	63%	48%		
Don't Know/Refused	1%	2%		

	N=410		N=538	
	Public	Private	Public	Private
Ducks Unlimited	33%	42%		
Delta Waterfowl	14%	10%		
Waterfowl USA	1%	1%		
Other	2%	2%		
None	60%	53%		
Don't Know/Refused	0%	0%		

## Computer Usage

*Do you use a computer at your workplace, at home, or anywhere else on at least an occasional basis?*

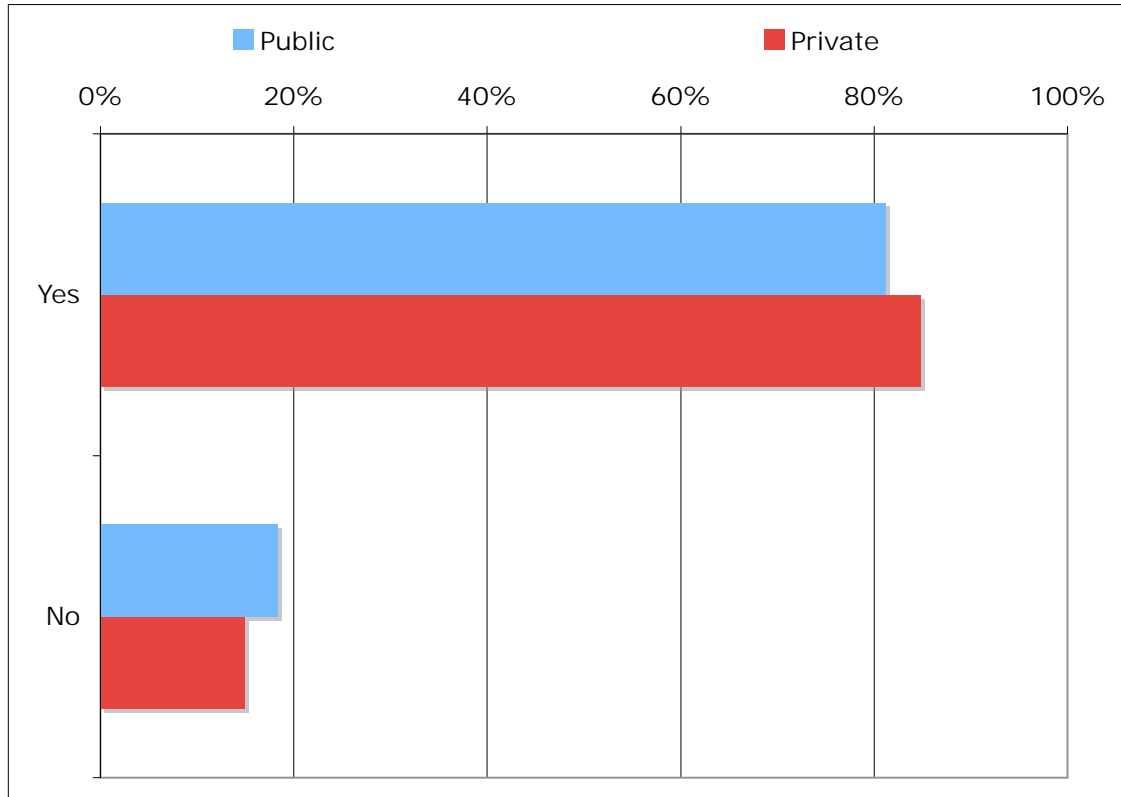


	N=480	N=483
	<b>In State</b>	<b>Out of State</b>
Yes	88%	91%
No	11%	7%
Don't Know/Refused	1%	2%
Total	100%	100%

	N=410	N=538
	<b>Public</b>	<b>Private</b>
Yes	89%	92%
No	11%	8%
Don't Know/Refused	1%	0%
Total	100%	100%

## E-mail Usage

*Do you send or receive email, at least occasionally?*

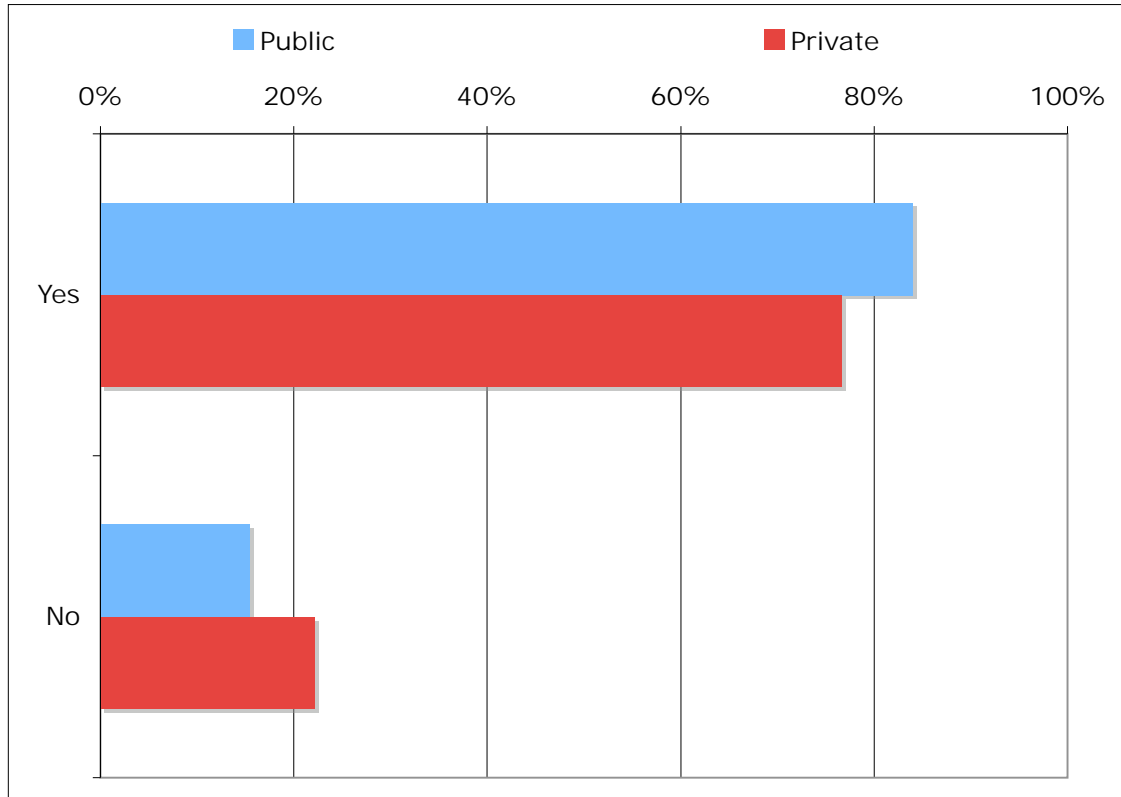


	N=480	N=483
	<b>In State</b>	<b>Out of State</b>
Yes	81%	84%
No	18%	14%
Don't Know/Refused	1%	2%
Total	100%	100%

	N=410	N=538
	<b>Public</b>	<b>Private</b>
Yes	81%	85%
No	18%	15%
Don't Know/Refused	1%	0%
Total	100%	100%

## Visited AR Game & Fish Website

*Have you ever gone to the Arkansas Game and Fish Commission website?*

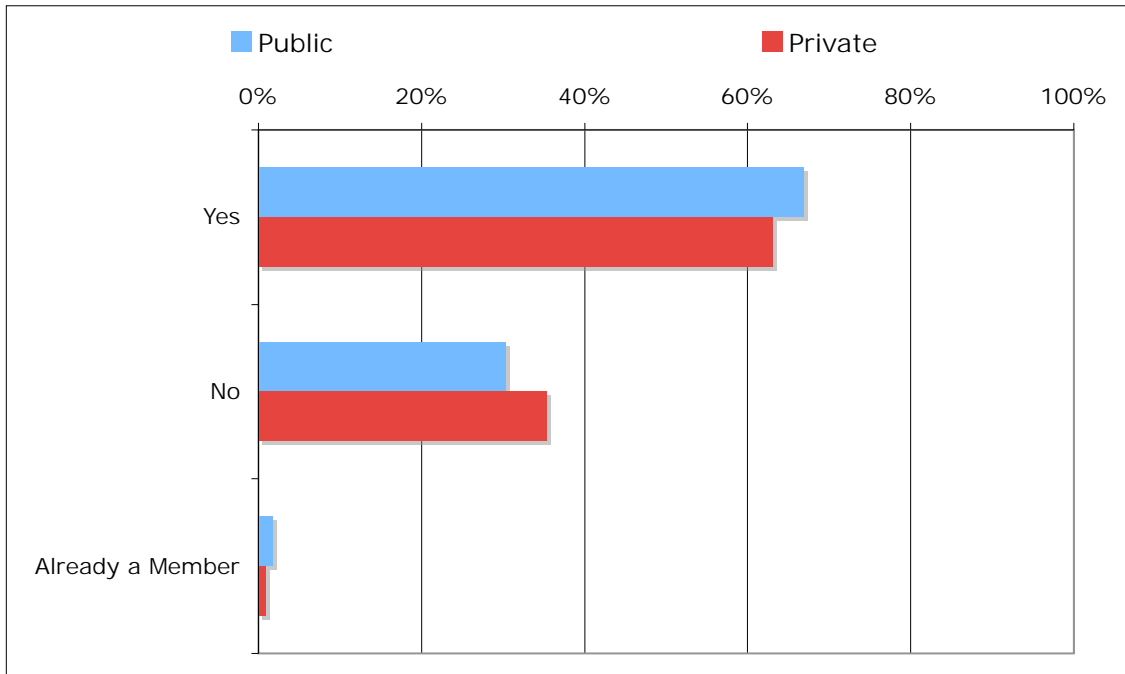


	N=480	N=483
	<b>In State</b>	<b>Out of State</b>
Yes	82%	76%
No	17%	21%
Don't Know/Refused	1%	3%
Total	100%	100%

	N=410	N=538
	<b>Public</b>	<b>Private</b>
Yes	84%	77%
No	15%	22%
Don't Know/Refused	0%	1%
Total	100%	100%

## Interest in Waterfowl Information Network

*The Game & Fish Commission is working to develop a Waterfowl Information Network for AR duck hunters. Hunters would join this network by providing their email addresses. Game & Fish would send out information using email to members about such things as waterfowl reports, waterfowl harvest data and regulation information. Does this email based network for duck hunters sound like something you would be interested in joining?*

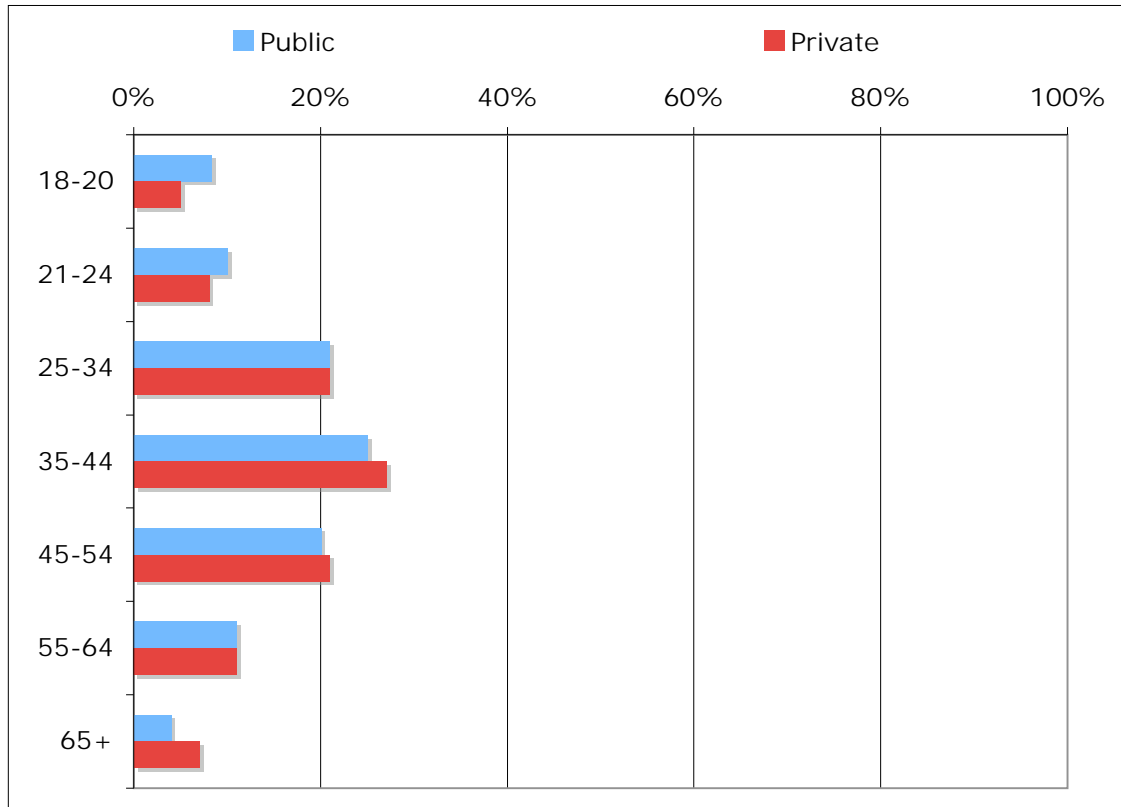


	N=480	N=483
	In State	Out of State
Yes	66%	62%
No	31%	34%
Already a Member	2%	1%
Don't Know/Refused	1%	3%
Total	100%	100%

	N=410	N=538
	Public	Private
Yes	67%	63%
No	30%	35%
Already a Member	2%	1%
Don't Know/Refused	1%	0%
Total	100%	100%

# Age

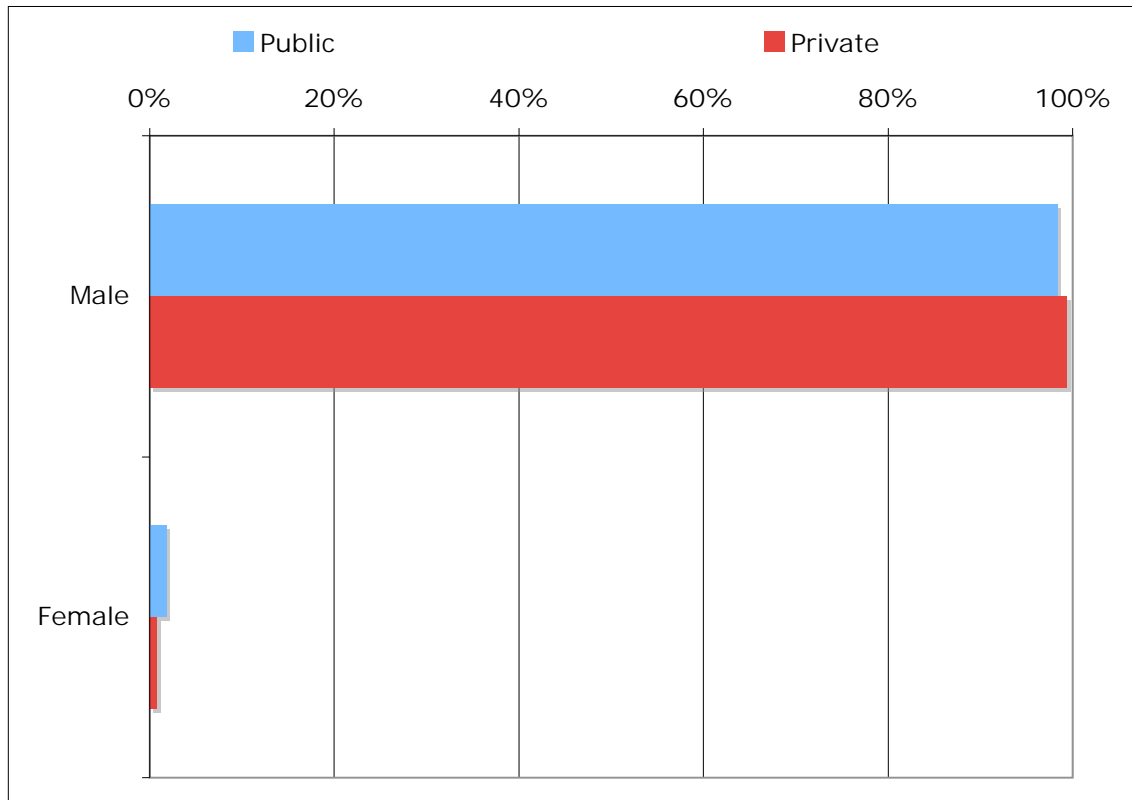
What is your age?



	N=480	N=483
	<b>In State</b>	<b>Out of State</b>
18-20	8%	4%
21-24	11%	6%
25-34	23%	20%
35-44	24%	27%
45-54	17%	23%
55-64	10%	12%
65+	6%	6%
Don't Know/Refused	0%	2%
<b>Total</b>	<b>100%</b>	<b>100%</b>

	N=410	N=538
	<b>Public</b>	<b>Private</b>
18-20	8%	5%
21-24	10%	8%
25-34	21%	21%
35-44	25%	27%
45-54	20%	21%
55-64	11%	11%
65+	4%	7%
Don't Know/Refused	1%	0%
<b>Total</b>	<b>100%</b>	<b>100%</b>

# Gender

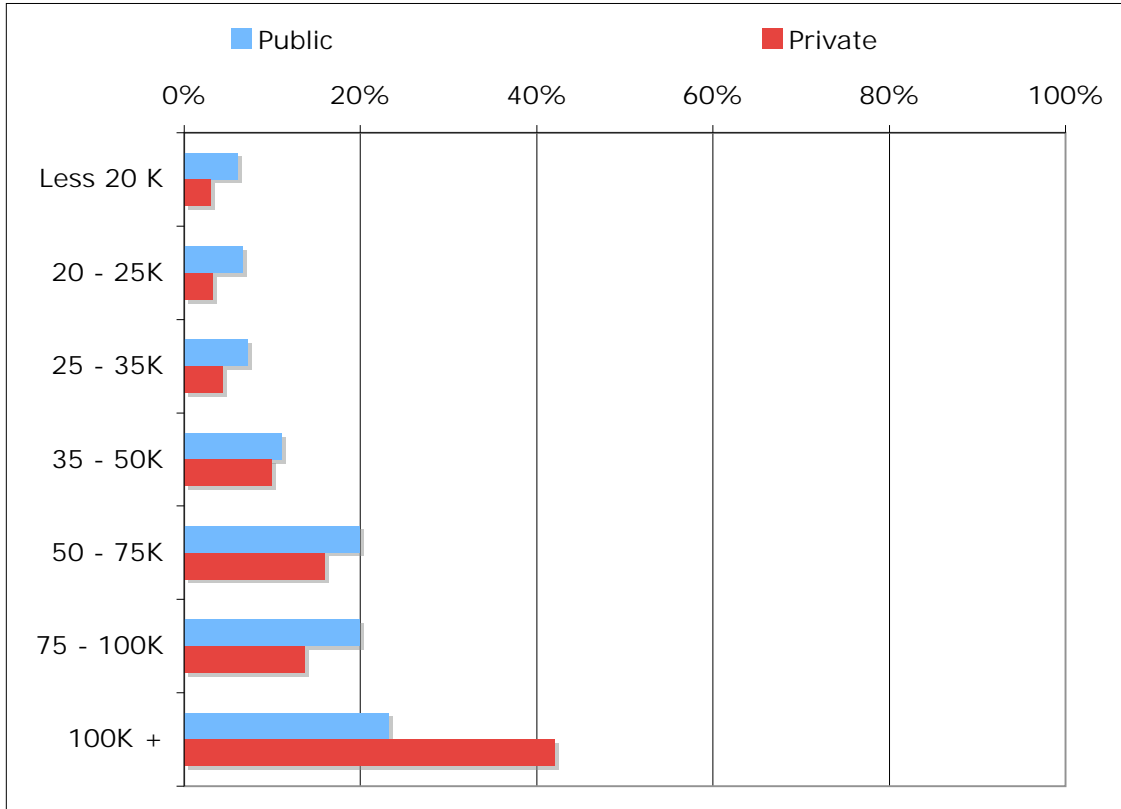


	N=480	N=483
	<b>In State</b>	<b>Out of State</b>
Male	98%	100%
Female	2%	0%
Don't Know/Refused	0%	0%
Total	100%	100%

	N=410	N=538
	<b>Public</b>	<b>Private</b>
Male	98%	99%
Female	2%	1%
Don't Know/Refused	0%	0%
Total	100%	100%

# Income

## Total household income



	N=480	N=483
	In State	Out of State
Less 20 K	6%	2%
20 - 25K	7%	2%
25 - 35K	7%	4%
35 - 50K	14%	7%
50 - 75K	20%	15%
75 - 100K	14%	18%
100K +	25%	42%
Don't Know/Refused	8%	10%
Total	101%	100%

	N=410	N=538
	Public	Private
Less 20 K	6%	3%
20 - 25K	7%	3%
25 - 35K	7%	4%
35 - 50K	11%	10%
50 - 75K	20%	16%
75 - 100K	20%	14%
100K +	23%	42%
Don't Know/Refused	6%	9%
Total	100%	100%